

CTA: Managing Change

***2002 Annual Budget
Department Detail
and 2002-2006
Capital Plan***

Chicago Transit Authority



The Government Finance Officers Association of the United States and Canada (GFOA) presented a Distinguished Budget Presentation Award to the Chicago Transit Authority for its annual budget for the fiscal year beginning January 1, 2001.

In order to receive this award, a government unit must publish a budget document that meets program criteria as a policy document, as an operations guide, as a financial plan, and as a communications device.

This award is valid for a period of one year only. We believe our current budget continues to conform to program requirements, and we are submitting it to the GFOA to determine its eligibility for another award.



GOVERNMENT FINANCE OFFICERS ASSOCIATION

*Distinguished
Budget Presentation
Award*

PRESENTED TO

**Chicago Transit Authority
Illinois**

For the Fiscal Year Beginning
January 1, 2001

Annika Chuave
President

Jeffrey R. Egan
Executive Director

CHICAGO TRANSIT AUTHORITY

*2002 ANNUAL BUDGET
DEPARTMENT DETAIL &
2002-2006 CAPITAL PROGRAM*



Merchandise Mart Plaza, P.O. Box 3555, Chicago, Illinois 60654-0555

<http://www.transitchicago.com>

SUMMARY

The purpose of this document is two-fold: to provide department budgetary detail and to delineate the five-year capital program. To best accomplish this task, this document is divided into four main sections. The first three sections comprise the three major reporting units of CTA. Each of these sections begins with a brief department description and is followed by the accompanying department detail, including both the 2002 organizational chart and budget by expense category. The final section, Capital Detail, is presented in two parts. The first section provides a description for each project in the 2002 – 2006 Capital Program. This section is followed by a forecast of expenditures for major projects or project groupings.

2002 ANNUAL BUDGET AND DEPARTMENT DETAIL TABLE OF CONTENTS

Summary.....i

INTRODUCTION

Organization ChartO - 1
Total CTA Budget.....O - 2

DEPARTMENT DETAIL

EXECUTIVE

Authority Governance.....O - 5
Office of the PresidentO - 7
Office of Inspector General.....O - 9
General Counsel.....O - 11

TRANSIT OPERATIONS

Department DescriptionsO- 14
Transit Operations Total Budget.....O- 16
EVP Transit Operations.....O- 17
Customer ServiceO- 19

BUS OPERATIONS

Bus Operations Total Budget.....O - 22
VP Bus OperationsO - 23
Bus Garages/STOO - 25
Bus Heavy MaintenanceO - 29
Engineering & Technical Services - BusO - 31

RAIL OPERATIONS

Rail Operations Total Budget.....O - 34
VP Rail OperationsO - 35
Rail Terminals/STO.....O - 37
Rail Car Appearance.....O - 41
Rail Heavy MaintenanceO - 43
Engineering & Technical Services - RailO - 45

2002 ANNUAL BUDGET AND DEPARTMENT DETAIL TABLE OF CONTENTS

SAFETY, SECURITY, & TRAINING

Safety, Security, & Training Total Budget.....O - 48
VP Safety, Security, & Training.....O - 49
Security Services.....O - 51
System Safety & Environmental Affairs.....O - 53
Communication/Power Control.....O - 55
Training & Instruction.....O - 57

PLANNING.....O - 59

ADMINISTRATION & PARATRANSIT

Administration & Paratransit Total Budget.....O - 62
Administration & ParatransitO - 63
Operations Support Services.....O - 65
Paratransit OperationsO - 67

CONSTRUCTION, ENGINEERING & FACILITIES

Department DescriptionsO - 70
Construction, Engineering & Facilities Total Budget.....O - 72
EVP Construction, Engineering, & FacilitiesO - 73
Real EstateO - 75

CONSTRUCTION.....O - 77

ENGINEERING.....O - 79

MAINTENANCE

Maintenance Total Budget.....O - 82
VP Maintenance.....O - 83
System Maintenance Support.....O - 85
Power & Way Maintenance.....O - 87
Rail Station Appearance.....O - 89
Facility MaintenanceO - 91

MANAGEMENT & PERFORMANCE

Department DescriptionsO - 94
Management & Performance Total Budget.....O - 98
EVP Management & Performance.....O - 99
Communications.....O - 101
Government & Community RelationsO - 103
DBE Program/EEO/Contract ComplianceO - 105

FINANCE

Finance Total Budget.....O - 108
Sr. VP Finance/Treasurer.....O - 109
Accounting Operations.....O - 111
TreasuryO - 113
Comptroller.....O - 115
Capital Investment.....O - 117

HUMAN RESOURCES

Human Resources Total Budget.....O - 120
VP Human Resources.....O - 121
Personnel Services.....O - 123
Benefit ServicesO - 125
Medical Services.....O - 127

EMPLOYEE RELATIONSO - 129

TECHNOLOGY DEVELOPMENT

Technology Development Total Budget.....O - 132
VP Technology Development.....O - 133
Research & Development.....O - 135
Management Information SystemsO - 137
Revenue Equipment Technology & Maintenance.....O - 139

PURCHASING/WAREHOUSING

PURCHASING / WAREHOUSING.....O - 141

2002 ANNUAL BUDGET AND DEPARTMENT DETAIL TABLE OF CONTENTS

Pensions.....O - 143

Non-Department.....O - 146

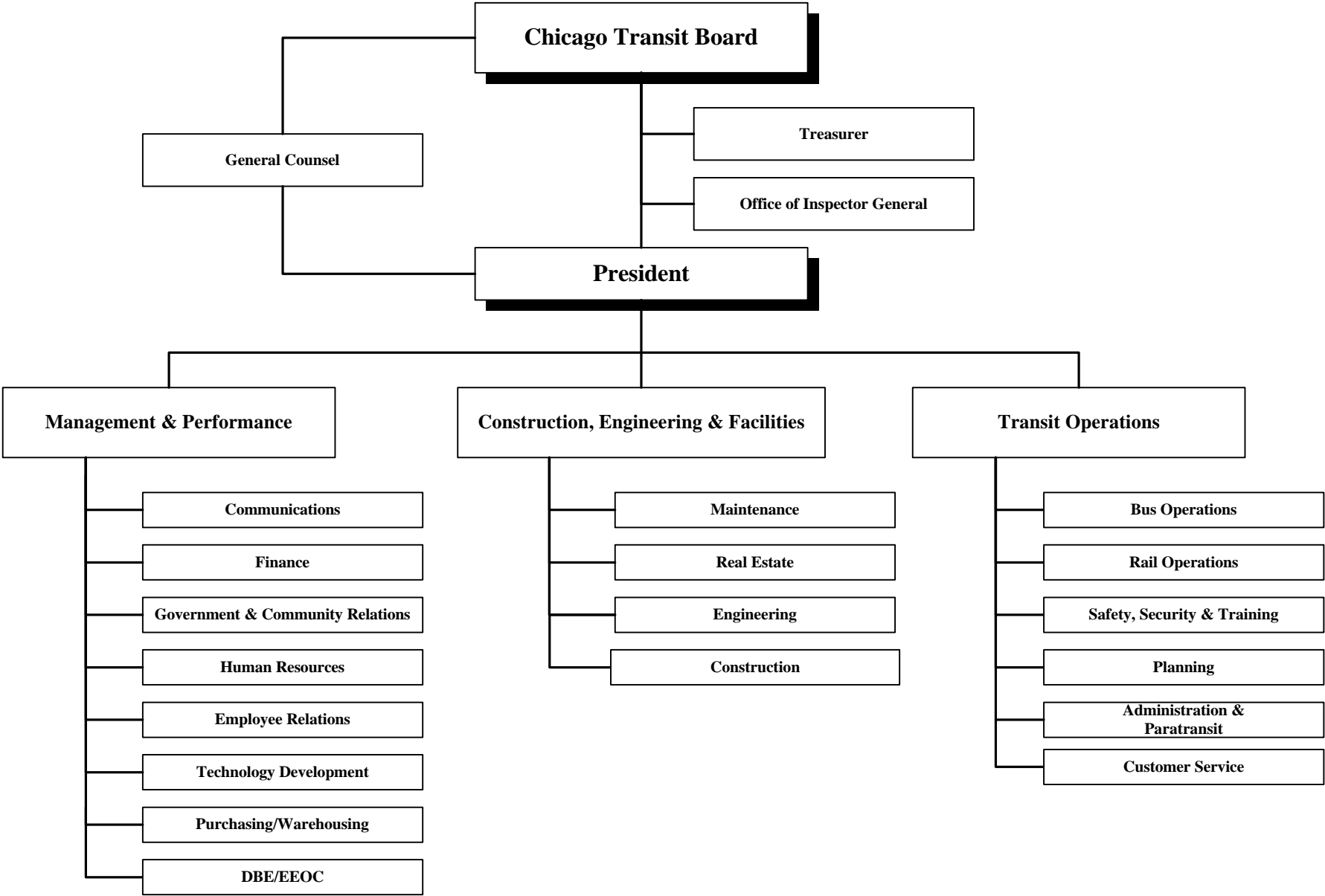
CAPITAL DETAIL

2002 - 2006 Program Detail.....C - 1

2002 - 2006 Capital Program.....C - 4

**We deliver quality,
affordable transit services
that link people, jobs,
and communities.**

Chicago Transit Authority Chart of Organization



AREA 0013
TOTAL CTA

CHICAGO TRANSIT AUTHORITY
2002 BUDGET BY CATEGORY

PAGE 1 DATE 09/28/01

ROLLS UP TO AREA 0001

<CTA FISCAL YEAR>

	1999 ACTUAL	2000 ACTUAL	2001 BUDGET	2001 FORECAST	2002 BUDGET
POSITIONS:					
BUDGETED POSITIONS	5,744	5,907	5,972	5,972	6,004
STO FULL TIME EQUIVALENT	5,399	5,399	5,450	5,450	5,737
TOTAL POSITIONS	11,143	11,306	11,422	11,422	11,741
HOURS:					
OPERATING HOURS	20,387,084	20,612,788	20,392,348	20,639,416	21,177,735
NON-OPERATING HOURS	1,085,674	1,271,510	1,326,176	1,312,412	1,441,716
TOTAL HOURS	21,472,758	21,884,298	21,718,524	21,951,828	22,619,451
OPERATING EXPENSES:					
LABOR	583,051,798	616,306,291	627,446,463	632,206,354	667,596,123
MATERIAL	73,423,734	68,812,946	64,801,512	65,834,813	66,948,664
FUEL - REVENUE EQUIPMENT	12,480,466	23,305,022	21,600,000	22,600,370	23,000,000
ELECTRIC POWER - REV EQUIPMENT	16,569,862	21,021,791	20,491,810	22,700,028	22,700,400
PROV FOR INJURIES AND DAMAGES	31,000,000	30,000,000	30,000,000	44,000,000	23,000,000
PURCHASE OF SECURITY SERVICES	20,298,906	18,731,305	22,864,087	22,863,999	22,988,713
PURCHASE OF PARATRANSIT	27,214,288	27,043,422	29,824,803	31,325,218	33,590,546
OTHER SERVICES:					
UTILITIES	15,501,102	17,901,447	17,278,858	21,863,943	20,740,462
MAINTENANCE & REPAIR	11,104,810	11,985,110	11,635,899	12,336,801	13,060,779
ADVERTISING & PROMOTION	1,008,679	2,318,881	1,980,569	1,565,161	2,310,836
CONTRACTUAL SERVICES	13,584,548	15,190,653	21,642,512	18,159,419	21,002,702
PROV FOR PASSENGER SECURITY	2,610,000	4,816,638	5,082,001	4,845,000	4,845,000
LEASES & RENTALS	8,512,158	9,000,406	8,308,877	7,672,360	7,714,116
TRAVEL, TRAINING, SEMINARS&DUES	550,029	653,370	709,776	657,806	804,320
WARRANTY AND OTHER CREDITS	(13,948,693)	(17,736,709)	(16,727,787)	(19,001,569)	(19,838,940)
GENERAL EXPENSES	1,991,606	1,996,706	2,212,033	1,979,514	4,323,338
TOTAL OTHER SERVICES	40,914,239	46,126,502	52,122,738	50,078,435	54,962,613
TOTAL OPERATING EXPENSES	804,953,293	851,347,279	869,151,413	891,609,217	914,787,059
NON-OPERATING EXPENSES:					
LABOR	33,390,243	40,317,592	36,028,595	42,178,220	43,687,308
MATERIAL	7,067,631	9,243,583	7,221,954	9,074,441	7,989,038
OTHER SERVICES	159,082,144	230,844,486	350,093,921	244,961,311	247,603,889
TOTAL NON-OPERATING EXPENSE	199,540,018	280,405,661	393,344,470	296,213,972	299,280,235

EXECUTIVE

Revenue Enhancements

Improving the Product

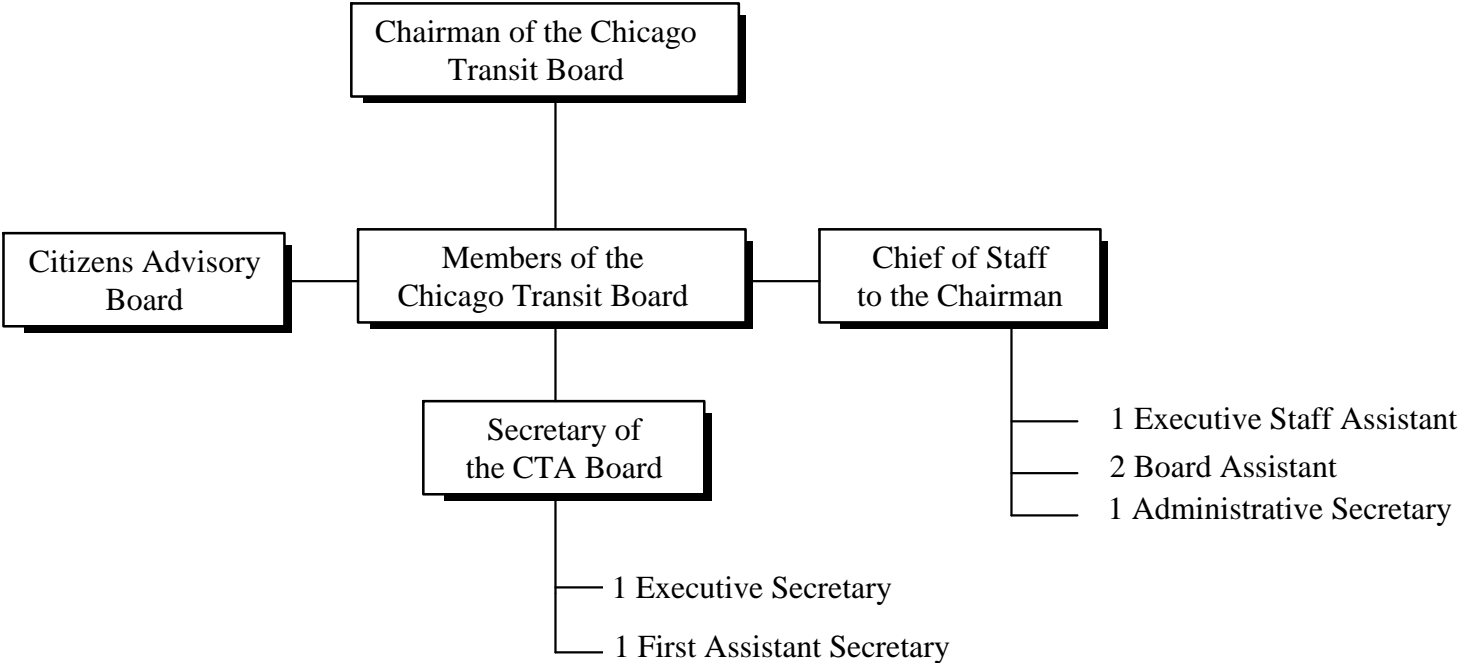
Operating Efficiencies

Rebuilding the System

Geared for Growth

Sustaining the Momentum

AUTHORITY GOVERNANCE

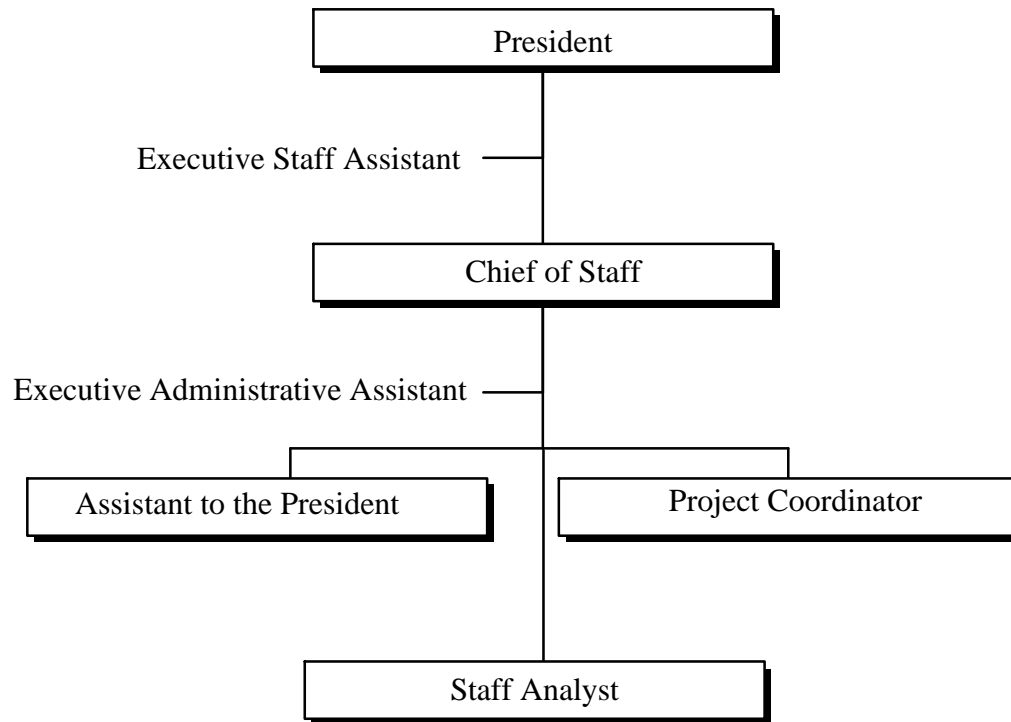


15 Total Positions

<CTA FISCAL YEAR>

	1999 ACTUAL	2000 ACTUAL	2001 BUDGET	2001 FORECAST	2002 BUDGET
<u>POSITIONS:</u>					
BUDGETED POSITIONS	11	12	15	15	15
STO FULL TIME EQUIVALENT					
TOTAL POSITIONS	11	12	15	15	15
<u>HOURS:</u>					
OPERATING HOURS	22,140	24,579	28,007	25,671	31,542
NON-OPERATING HOURS					
TOTAL HOURS	22,140	24,579	28,007	25,671	31,542
<u>OPERATING EXPENSES:</u>					
LABOR	699,382	782,110	918,126	865,017	1,078,665
MATERIAL	3,095	2,137	3,059	13,089	13,339
FUEL - REVENUE EQUIPMENT					
ELECTRIC POWER - REV EQUIPMENT					
PROV FOR INJURIES AND DAMAGES					
PURCHASE OF SECURITY SERVICES					
PURCHASE OF PARATRANSIT					
<u>OTHER SERVICES:</u>					
UTILITIES					
MAINTENANCE & REPAIR	1,725		1,725		
ADVERTISING & PROMOTION	749	1,491	749	1,272	829
CONTRACTUAL SERVICES	1,257	12,327	1,125	11,811	11,812
PROV FOR PASSENGER SECURITY					
LEASES & RENTALS	1,233	442	1,233	6	
TRAVEL, TRAINING, SEMINARS & DUES	5,858	7,130	5,858	23,100	22,925
WARRANTY AND OTHER CREDITS					
GENERAL EXPENSES	5,172	5,189	5,046	4,827	4,700
TOTAL OTHER SERVICES	15,994	26,579	15,736	41,016	40,266
TOTAL OPERATING EXPENSES	718,471	810,826	936,921	919,122	1,132,270
<u>NON-OPERATING EXPENSES:</u>					
LABOR					
MATERIAL					
OTHER SERVICES		18,319			
TOTAL NON-OPERATING EXPENSE		18,319			

OFFICE OF THE PRESIDENT



*7 Total
Positions*

AREA 0012
OFFICE OF PRESIDENT

CHICAGO TRANSIT AUTHORITY
2002 BUDGET BY CATEGORY

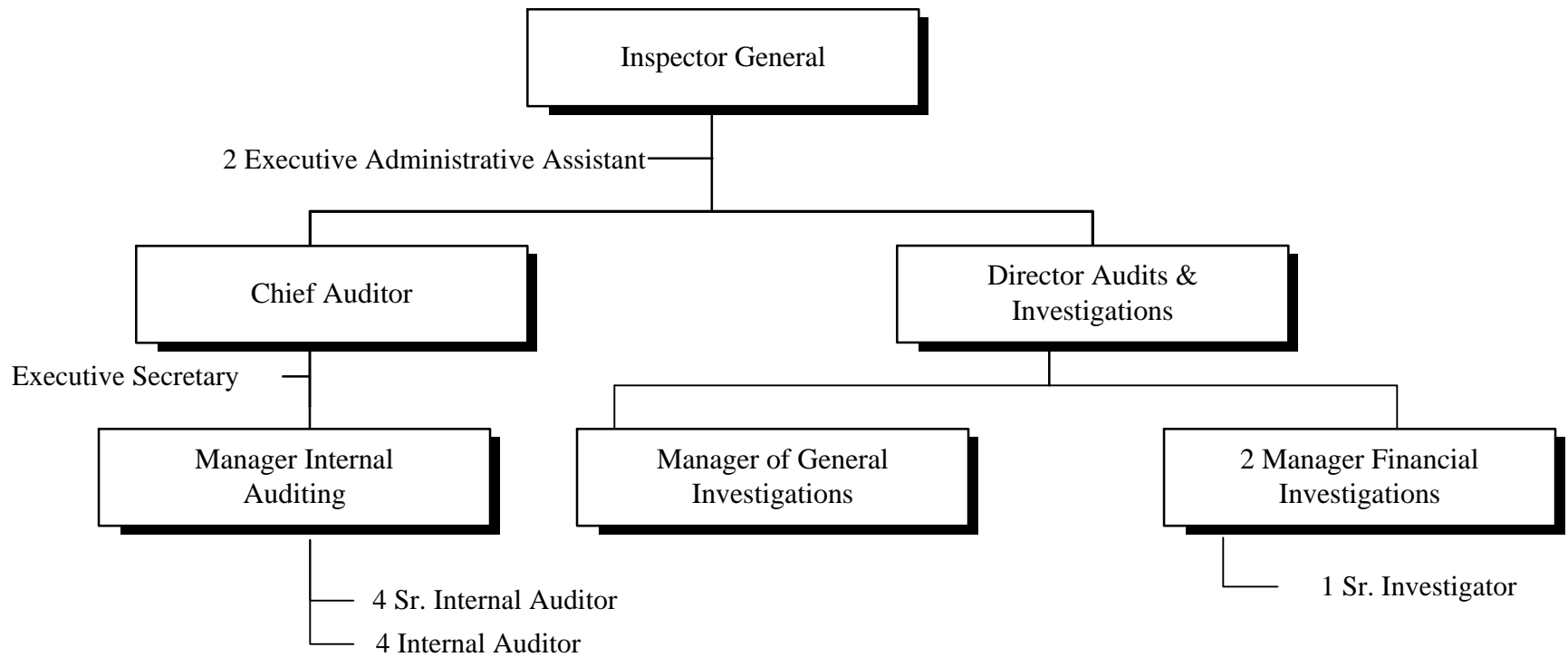
PAGE 1 DATE 09/28/01

ROLLS UP TO AREA 0013

<CTA FISCAL YEAR>

	1999 ACTUAL	2000 ACTUAL	2001 BUDGET	2001 FORECAST	2002 BUDGET
<u>POSITIONS:</u>					
BUDGETED POSITIONS STO FULL TIME EQUIVALENT	6	6	6	6	7
TOTAL POSITIONS	6	6	6	6	7
<u>HOURS:</u>					
OPERATING HOURS	13,865	14,160	13,304	14,188	13,384
NON-OPERATING HOURS					
TOTAL HOURS	13,865	14,160	13,304	14,188	13,384
<u>OPERATING EXPENSES:</u>					
LABOR	758,805	752,297	749,619	744,123	861,344
MATERIAL	7,838	9,372	11,244	8,806	4,000
FUEL - REVENUE EQUIPMENT					
ELECTRIC POWER - REV EQUIPMENT					
PROV FOR INJURIES AND DAMAGES					
PURCHASE OF SECURITY SERVICES					
PURCHASE OF PARATRANSIT					
<u>OTHER SERVICES:</u>					
UTILITIES					
MAINTENANCE & REPAIR					
ADVERTISING & PROMOTION					
CONTRACTUAL SERVICES	261	347	50,268	113	25,410
PROV FOR PASSENGER SECURITY					
LEASES & RENTALS	1,797	1,336	3,000		3,000
TRAVEL, TRAINING, SEMINARS&DUES	8,400	22,039	9,996	33,353	24,999
WARRANTY AND OTHER CREDITS					
GENERAL EXPENSES	7,495	490	7,404	6,152	3,557
TOTAL OTHER SERVICES	17,953	24,212	70,668	39,618	56,966
TOTAL OPERATING EXPENSES	784,596	785,881	831,531	792,547	922,310
<u>NON-OPERATING EXPENSES:</u>					
LABOR					
MATERIAL					
OTHER SERVICES					
TOTAL NON-OPERATING EXPENSE					

OFFICE OF INSPECTOR GENERAL



19 Total Positions

AREA 0828
INSPECTOR GENERAL

CHICAGO TRANSIT AUTHORITY
2002 BUDGET BY CATEGORY

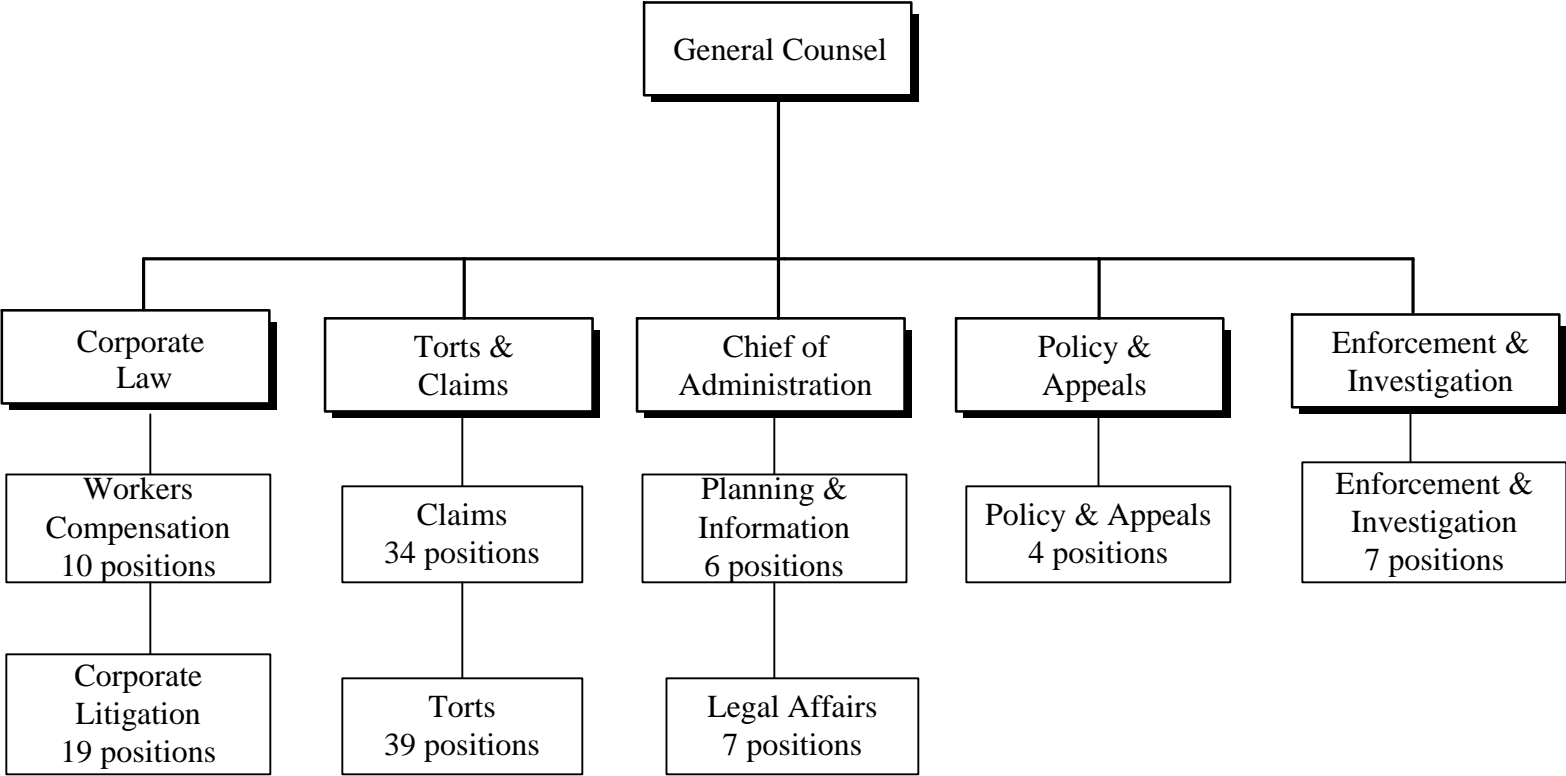
PAGE 1 DATE 09/28/01

ROLLS UP TO AREA 0013

<CTA FISCAL YEAR>

	1999 ACTUAL	2000 ACTUAL	2001 BUDGET	2001 FORECAST	2002 BUDGET
<u>POSITIONS:</u>					
BUDGETED POSITIONS	10	17	19	19	19
STO FULL TIME EQUIVALENT					
TOTAL POSITIONS	10	17	19	19	19
<u>HOURS:</u>					
OPERATING HOURS	19,181	35,176	36,368	30,304	36,318
NON-OPERATING HOURS	1,029		1,029		
TOTAL HOURS	20,210	35,176	37,397	30,304	36,318
<u>OPERATING EXPENSES:</u>					
LABOR	623,061	1,460,514	1,989,478	1,345,723	1,653,142
MATERIAL	4,810	37,229	11,987	25,786	13,177
FUEL - REVENUE EQUIPMENT					
ELECTRIC POWER - REV EQUIPMENT					
PROV FOR INJURIES AND DAMAGES					
PURCHASE OF SECURITY SERVICES					
PURCHASE OF PARATRANSIT					
<u>OTHER SERVICES:</u>					
UTILITIES		49		362	363
MAINTENANCE & REPAIR			3,000		
ADVERTISING & PROMOTION					
CONTRACTUAL SERVICES	16,954	7,186	89,998	17,526	90,441
PROV FOR PASSENGER SECURITY					
LEASES & RENTALS		9,778	15,600	18,242	26,242
TRAVEL, TRAINING, SEMINARS&DUES	3,668	9,699	20,876	7,473	13,473
WARRANTY AND OTHER CREDITS					
GENERAL EXPENSES	2,029	238	4,995	(75)	4,000
TOTAL OTHER SERVICES	22,651	26,950	134,469	43,528	134,519
TOTAL OPERATING EXPENSES	650,522	1,524,693	2,135,934	1,415,037	1,800,838
<u>NON-OPERATING EXPENSES:</u>					
LABOR	29,586		29,585		
MATERIAL					
OTHER SERVICES	17,688	29,009	17,688		
TOTAL NON-OPERATING EXPENSE	47,274	29,009	47,273		

GENERAL COUNSEL



132 Total Positions

<CTA FISCAL YEAR>

	1999 ACTUAL	2000 ACTUAL	2001 BUDGET	2001 FORECAST	2002 BUDGET
<u>POSITIONS:</u>					
BUDGETED POSITIONS	127	129	129	129	132
STO FULL TIME EQUIVALENT					
TOTAL POSITIONS	127	129	129	129	132
<u>HOURS:</u>					
OPERATING HOURS	225,463	286,404	243,282	230,536	252,833
NON-OPERATING HOURS	39,397	36,024	39,398	32,813	34,817
TOTAL HOURS	264,860	322,428	282,680	263,349	287,650
<u>OPERATING EXPENSES:</u>					
LABOR	6,867,514	8,133,216	8,923,776	8,207,350	10,020,595
MATERIAL	48,095	42,398	69,903	55,247	86,209
FUEL - REVENUE EQUIPMENT					
ELECTRIC POWER - REV EQUIPMENT					
PROV FOR INJURIES AND DAMAGES					
PURCHASE OF SECURITY SERVICES					
PURCHASE OF PARATRANSIT	428		(34,228)	35	
<u>OTHER SERVICES:</u>					
UTILITIES					
MAINTENANCE & REPAIR					
ADVERTISING & PROMOTION					
CONTRACTUAL SERVICES	5,220,148	4,864,486	4,828,092	5,276,659	4,980,954
PROV FOR PASSENGER SECURITY					
LEASES & RENTALS	1,607	350	1,607	219	
TRAVEL, TRAINING, SEMINARS&DUES	21,774	20,354	18,857	18,923	39,978
WARRANTY AND OTHER CREDITS					
GENERAL EXPENSES	73,511	87,050	70,283	84,268	70,769
TOTAL OTHER SERVICES	5,317,040	4,972,240	4,918,839	5,380,069	5,091,701
TOTAL OPERATING EXPENSES	12,233,077	13,147,854	13,878,290	13,642,701	15,198,505
<u>NON-OPERATING EXPENSES:</u>					
LABOR	(10,193)	(6,833)	3,865	69,149	441,694
MATERIAL					
OTHER SERVICES					
TOTAL NON-OPERATING EXPENSE	(10,193)	(6,833)	3,865	69,149	441,694

Transit Operations

The Transit Operations Group is responsible for the service the Chicago Transit Authority provides to the community. The Transit Operations Group controls all buses, trains, and paratransit services. This Group also enhances the Authority's Customer Service operation.

Bus Operations

Bus Garages	Provide bus service to our customers that consistently meets or exceeds the Authority's goals of providing on time, clean, safe, and friendly service. Maintains bus fleet to provide clean and reliable service.
Bus Heavy Maintenance	Support bus service by providing bus and component repair and rebuild services. Maximize safety, reliability, and aesthetic appeal of the bus fleet.
Engineering & Technical Service – Bus	Provide engineering and technical support to improve the safety, reliability, and aesthetic appeal of the current bus fleet. Provide technical support for the acquisition of rolling stock required. Improve quality for all phases of Bus Operations.

Rail Operations

Rail Terminals	Provide rapid transit service to our customers that consistently meet or exceed the Authority's goals of providing on-time, clean, safe and friendly transportation. Maintains railcars to provide reliable service.
Rail Heavy Maintenance	Support CTA's rapid transit service by providing rail car and component repair and rebuild services. Maximize the safety & reliability of the rapid transit fleet.
Rail Car Appearance	Support CTA's rapid transit service by providing rail car servicing. Maximize the aesthetic appeal of the rapid transit fleet.
Engineering & Technical Service – Rail	Provide engineering and technical support to improve the safety, reliability and aesthetic appeal of the rail fleet. Provide technical support and quality inspection of rail car rehabilitation program. Improve the quality for all phases of Rail Operations.

Customer Service

Customer Service

Enhance the value of all aspects of the Authority's Customer Service operation by: 1) maintaining customer service hot-line; 2) enhancing top management decision making process by providing accurate and timely customer information; 3) increasing the level of customer satisfaction through the effective use of research tools.

Safety, Security, and Training

Security Services

Increase and enhance security to assure a safe riding environment for our customers. Reduce criminal incidents committed on the bus and rail systems and minimize those incidents in, or around CTA facilities.

System Safety & Environmental Affairs

Identify and resolve safety and environmental hazards to ensure the highest degree of safety for CTA riders, employees and the general public.

Communication Power/Control

Modernize communication and power control functions to establish a service communications network that will integrate all service and security-related communications.

Training & Instruction

Develop, instruct, and oversee administration of all training programs and activities required to properly prepare operators, supervisory, maintenance and craft employees to perform their jobs.

Planning

Planning

Assist other agencies and communities with traffic planning, engineering studies, and alternative transportation solutions. Design, prepare and revise service schedules for the Authority. Compile traffic surveys based on periodic inspections.

Administration & Paratransit

Operations Support Services

Provide administrative support to the Transit Operations Departments.

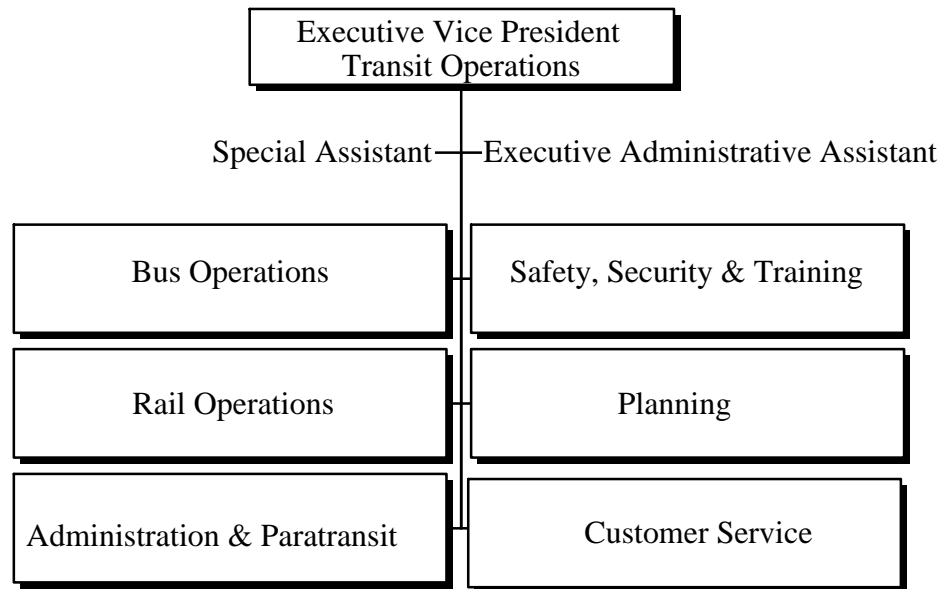
Paratransit Operations

Administer door-to-door service for people with disabilities. Monitor the implementation of transportation service covered under the Americans with Disabilities Act (ADA) and Section 504 of the Rehabilitation Act.

<CTA FISCAL YEAR>

	1999 ACTUAL	2000 ACTUAL	2001 BUDGET	2001 FORECAST	2002 BUDGET
<u>POSITIONS:</u>					
BUDGETED POSITIONS	3,189	3,323	3,346	3,346	3,349
STO FULL TIME EQUIVALENT	5,399	5,399	5,450	5,450	5,737
TOTAL POSITIONS	8,588	8,722	8,796	8,796	9,086
<u>HOURS:</u>					
OPERATING HOURS	16,270,724	16,565,686	16,272,669	16,584,099	16,956,234
NON-OPERATING HOURS	404,005	486,751	572,646	587,026	621,374
TOTAL HOURS	16,674,729	17,052,437	16,845,315	17,171,125	17,577,608
<u>OPERATING EXPENSES:</u>					
LABOR	457,790,073	470,991,621	487,559,870	470,886,721	519,418,714
MATERIAL	57,767,645	54,679,067	49,384,047	52,018,195	52,151,939
FUEL - REVENUE EQUIPMENT	12,480,466	23,305,022	21,600,000	22,600,370	23,000,000
ELECTRIC POWER - REV EQUIPMENT					
PROV FOR INJURIES AND DAMAGES					
PURCHASE OF SECURITY SERVICES	19,795,196	18,205,581	22,223,204	22,250,331	22,375,046
PURCHASE OF PARATRANSIT	27,213,861	27,043,422	29,859,031	31,325,183	33,590,546
<u>OTHER SERVICES:</u>					
UTILITIES					
MAINTENANCE & REPAIR	1,224,532	1,988,510	1,025,397	2,115,557	2,189,391
ADVERTISING & PROMOTION	63,200	6,913	40,781	2,733	112
CONTRACTUAL SERVICES	281,880	846,992	842,791	310,746	318,491
PROV FOR PASSENGER SECURITY					
LEASES & RENTALS	1,156,787	1,246,014	1,255,353	1,373,187	1,590,848
TRAVEL, TRAINING, SEMINARS & DUES	206,417	258,962	300,765	222,781	285,522
WARRANTY AND OTHER CREDITS	(339,012)	(640,742)	(323,301)	(539,321)	(538,210)
GENERAL EXPENSES	401,416	376,903	410,116	282,584	277,789
TOTAL OTHER SERVICES	2,995,220	4,083,552	3,551,902	3,768,267	4,123,943
TOTAL OPERATING EXPENSES	578,042,461	598,308,265	614,178,054	602,849,067	654,660,188
<u>NON-OPERATING EXPENSES:</u>					
LABOR	12,442,656	15,163,714	14,882,439	16,039,347	16,448,953
MATERIAL	5,521,145	6,732,681	5,537,118	7,520,128	6,628,469
OTHER SERVICES	83,247,519	101,408,085	78,530,477	95,328,413	98,388,631
TOTAL NON-OPERATING EXPENSE	101,211,320	123,304,480	98,950,034	118,887,888	121,466,053

TRANSIT OPERATIONS EXECUTIVE VICE PRESIDENT



3 Total Positions

AREA 0101
EVP, TRANSIT OPERATIONS

C H I C A G O T R A N S I T A U T H O R I T Y
2002 BUDGET BY CATEGORY

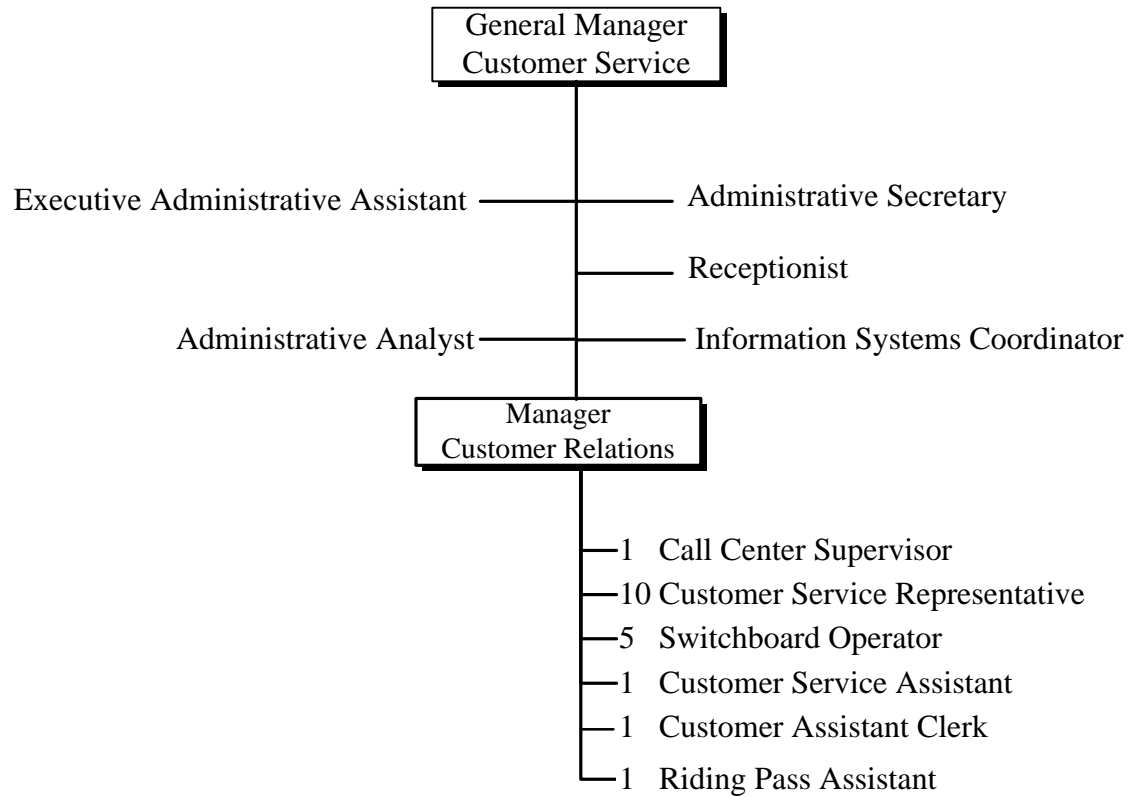
PAGE 1 DATE 09/28/01

ROLLS UP TO AREA 0100

<CTA FISCAL YEAR>

	1999 ACTUAL	2000 ACTUAL	2001 BUDGET	2001 FORECAST	2002 BUDGET
<u>POSITIONS:</u>					
BUDGETED POSITIONS	2	2	2	2	3
STO FULL TIME EQUIVALENT					
TOTAL POSITIONS	2	2	2	2	3
<u>HOURS:</u>					
OPERATING HOURS	3,992	4,080	3,585	5,724	5,776
NON-OPERATING HOURS					
TOTAL HOURS	3,992	4,080	3,585	5,724	5,776
<u>OPERATING EXPENSES:</u>					
LABOR	241,420	256,895	240,348	361,597	392,055
MATERIAL	6,532	17,695	6,487	13,183	13,184
FUEL - REVENUE EQUIPMENT					
ELECTRIC POWER - REV EQUIPMENT					
PROV FOR INJURIES AND DAMAGES					
PURCHASE OF SECURITY SERVICES					
PURCHASE OF PARATRANSIT					
<u>OTHER SERVICES:</u>					
UTILITIES					
MAINTENANCE & REPAIR	859		685		
ADVERTISING & PROMOTION					
CONTRACTUAL SERVICES		5,052			
PROV FOR PASSENGER SECURITY					
LEASES & RENTALS	292	217	291	149	
TRAVEL, TRAINING, SEMINARS&DUES	23,084	24,772	23,085	33,782	58,781
WARRANTY AND OTHER CREDITS					
GENERAL EXPENSES	102,831	187,629	102,715	73,080	67,011
TOTAL OTHER SERVICES	127,066	217,670	126,776	107,011	125,792
TOTAL OPERATING EXPENSES	375,018	492,260	373,611	481,791	531,031
<u>NON-OPERATING EXPENSES:</u>					
LABOR					
MATERIAL					
OTHER SERVICES					
TOTAL NON-OPERATING EXPENSE					

TRANSIT OPERATIONS CUSTOMER SERVICE



26 Positions

AREA 0069
CUSTOMER SERVICE

CHICAGO TRANSIT AUTHORITY
2002 BUDGET BY CATEGORY

PAGE 1 DATE 09/28/01

ROLLS UP TO AREA 0100

<CTA FISCAL YEAR>

	1999 ACTUAL	2000 ACTUAL	2001 BUDGET	2001 FORECAST	2002 BUDGET
<u>POSITIONS:</u>					
BUDGETED POSITIONS STO FULL TIME EQUIVALENT	37	26	26	26	26
TOTAL POSITIONS	37	26	26	26	26
<u>HOURS:</u>					
OPERATING HOURS	64,099	56,954	49,192	51,168	52,832
NON-OPERATING HOURS					
TOTAL HOURS	64,099	56,954	49,192	51,168	52,832
<u>OPERATING EXPENSES:</u>					
LABOR	1,787,769	1,464,273	1,367,559	1,321,773	1,616,743
MATERIAL	18,737	23,999	5,652	22,344	22,323
FUEL - REVENUE EQUIPMENT					
ELECTRIC POWER - REV EQUIPMENT					
PROV FOR INJURIES AND DAMAGES					
PURCHASE OF SECURITY SERVICES					
PURCHASE OF PARATRANSIT					
<u>OTHER SERVICES:</u>					
UTILITIES					
MAINTENANCE & REPAIR	815	1,142		829	829
ADVERTISING & PROMOTION	3,832		3,632		
CONTRACTUAL SERVICES	5,896	4,866	4,217	3,548	3,547
PROV FOR PASSENGER SECURITY					
LEASES & RENTALS	6,948	1,885	1,916		2,000
TRAVEL, TRAINING, SEMINARS&DUES	5,508	1,821	7,751	447	
WARRANTY AND OTHER CREDITS					
GENERAL EXPENSES	6,461	712	3,176	720	720
TOTAL OTHER SERVICES	29,460	10,426	20,692	5,544	7,096
TOTAL OPERATING EXPENSES	1,835,966	1,498,698	1,393,903	1,349,661	1,646,162
<u>NON-OPERATING EXPENSES:</u>					
LABOR					
MATERIAL					
OTHER SERVICES					
TOTAL NON-OPERATING EXPENSE					

Reliable

We will be dependable for
our customers and
fellow
employees,
and will maintain the
highest standards of trust.

AREA 0900
BUS OPERATIONS

CHICAGO TRANSIT AUTHORITY
2002 BUDGET BY CATEGORY

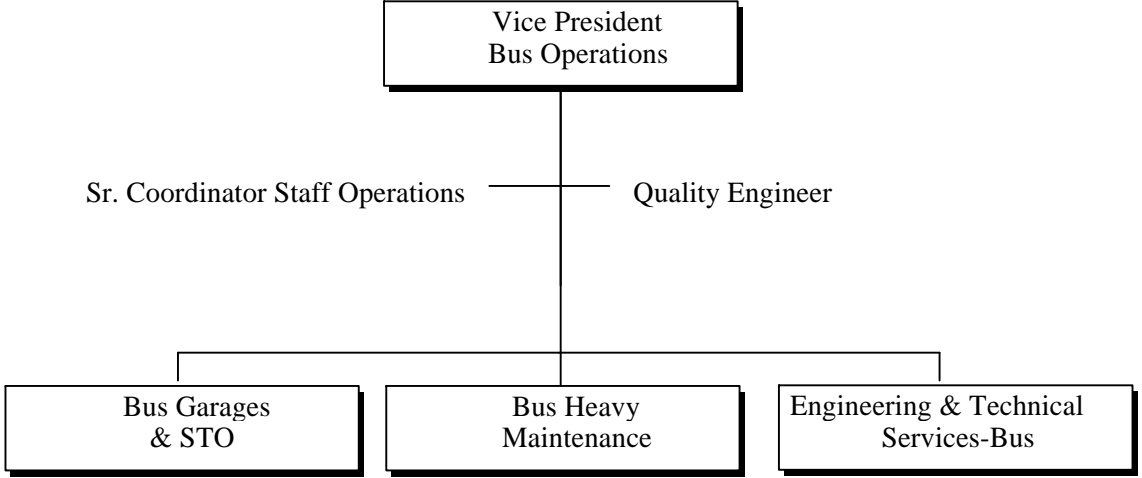
PAGE 1 DATE 09/28/01

ROLLS UP TO AREA 0100

<CTA FISCAL YEAR>

	1999 ACTUAL	2000 ACTUAL	2001 BUDGET	2001 FORECAST	2002 BUDGET
<u>POSITIONS:</u>					
BUDGETED POSITIONS	1,779	1,823	1,824	1,824	1,824
STO FULL TIME EQUIVALENT	4,027	4,016	4,077	4,077	4,250
TOTAL POSITIONS	5,806	5,839	5,901	5,901	6,074
<u>HOURS:</u>					
OPERATING HOURS	10,836,578	11,252,098	11,021,532	11,297,983	11,400,227
NON-OPERATING HOURS	156,095	174,287	241,259	290,532	254,196
TOTAL HOURS	10,992,673	11,426,385	11,262,791	11,588,515	11,654,423
<u>OPERATING EXPENSES:</u>					
LABOR	299,465,730	312,582,824	321,994,902	311,683,866	341,277,967
MATERIAL	37,725,585	36,157,369	32,664,807	33,195,966	32,828,160
FUEL - REVENUE EQUIPMENT	12,480,466	23,305,022	21,600,000	22,600,370	23,000,000
ELECTRIC POWER - REV EQUIPMENT					
PROV FOR INJURIES AND DAMAGES					
PURCHASE OF SECURITY SERVICES					
PURCHASE OF PARATRANSIT					
<u>OTHER SERVICES:</u>					
UTILITIES					
MAINTENANCE & REPAIR	723,323	447,494	521,662	522,173	501,416
ADVERTISING & PROMOTION	7,473	6,861	7,322	2,388	112
CONTRACTUAL SERVICES	64,259	182,228	96,723	84,913	84,404
PROV FOR PASSENGER SECURITY					
LEASES & RENTALS	367,301	589,772	473,084	614,593	614,541
TRAVEL, TRAINING, SEMINARS & DUES	20,261	56,227	69,779	34,373	32,674
WARRANTY AND OTHER CREDITS	(176,845)	(543,718)	(176,844)	(470,153)	(470,153)
GENERAL EXPENSES	70,715	81,289	110,456	88,995	84,530
TOTAL OTHER SERVICES	1,076,487	820,153	1,102,182	877,282	847,524
TOTAL OPERATING EXPENSES	350,748,268	372,865,368	377,361,891	368,357,484	397,953,651
<u>NON-OPERATING EXPENSES:</u>					
LABOR	4,889,253	5,575,245	7,263,357	6,895,554	6,969,340
MATERIAL	1,871,137	3,836,529	1,873,008	3,782,873	3,332,777
OTHER SERVICES	4,413,346	2,108,840	1,288,195	7,205,243	7,205,015
TOTAL NON-OPERATING EXPENSE	11,173,736	11,520,614	10,424,560	17,883,670	17,507,132

**TRANSIT OPERATIONS
BUS OPERATIONS
VICE PRESIDENT**



3 Total Positions

AREA 0901
BUS OPERATIONS VP

C H I C A G O T R A N S I T A U T H O R I T Y
2002 BUDGET BY CATEGORY

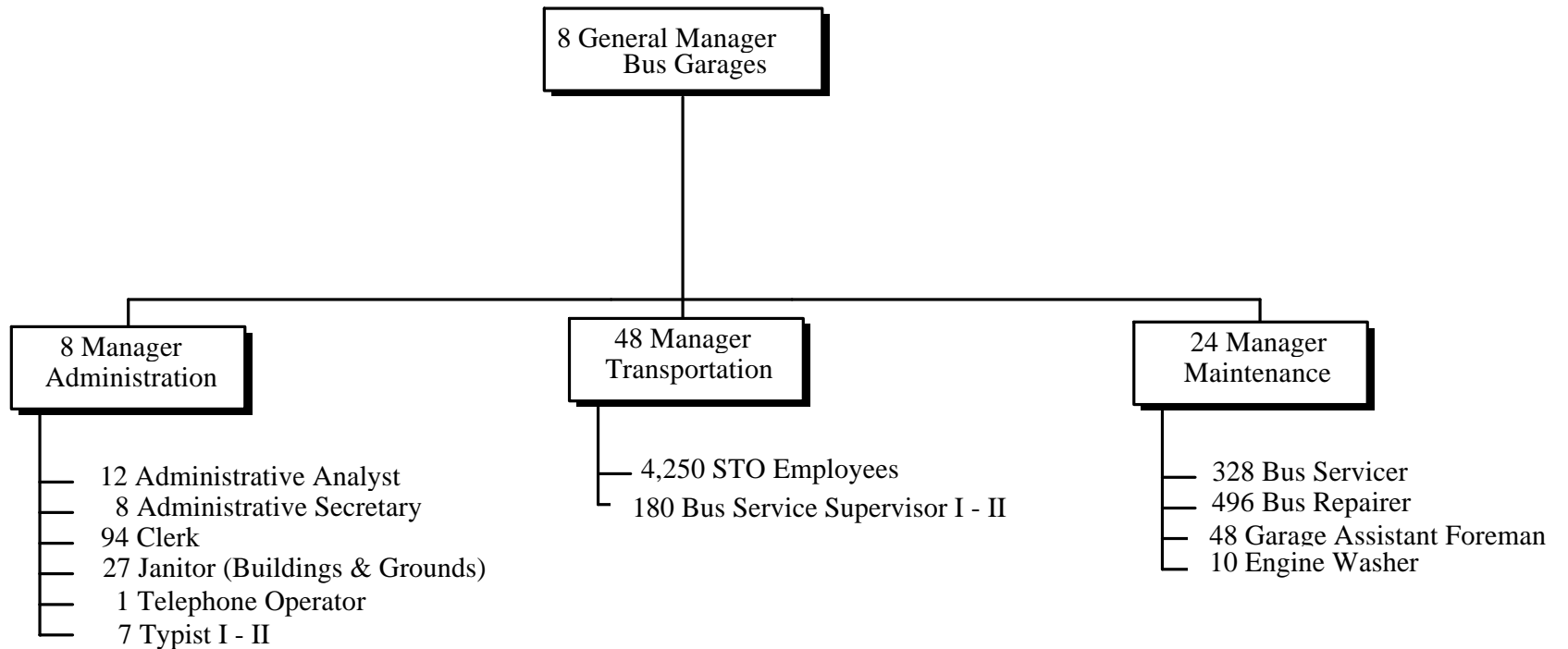
PAGE 1 DATE 09/28/01

ROLLS UP TO AREA 0900

<CTA FISCAL YEAR>

	1999 ACTUAL	2000 ACTUAL	2001 BUDGET	2001 FORECAST	2002 BUDGET
<u>POSITIONS:</u>					
BUDGETED POSITIONS	4	4	4	4	3
STO FULL TIME EQUIVALENT					
TOTAL POSITIONS	4	4	4	4	3
<u>HOURS:</u>					
OPERATING HOURS	7,896	6,104	7,609	6,811	5,776
NON-OPERATING HOURS					
TOTAL HOURS	7,896	6,104	7,609	6,811	5,776
<u>OPERATING EXPENSES:</u>					
LABOR	349,557	295,686	347,735	344,167	319,710
MATERIAL	2,628	6,028	2,460	9,094	9,095
FUEL - REVENUE EQUIPMENT					
ELECTRIC POWER - REV EQUIPMENT					
PROV FOR INJURIES AND DAMAGES					
PURCHASE OF SECURITY SERVICES					
PURCHASE OF PARATRANSIT					
<u>OTHER SERVICES:</u>					
UTILITIES					
MAINTENANCE & REPAIR					
ADVERTISING & PROMOTION	1,960		1,960		
CONTRACTUAL SERVICES	14	13			
PROV FOR PASSENGER SECURITY					
LEASES & RENTALS	301,438	454,160	407,273	334,648	334,596
TRAVEL, TRAINING, SEMINARS & DUES	8,932	25,616	8,932	5,624	5,624
WARRANTY AND OTHER CREDITS					
GENERAL EXPENSES	2,511	2,897	42,507	2,936	1,391
TOTAL OTHER SERVICES	314,855	482,686	460,672	343,208	341,611
TOTAL OPERATING EXPENSES	667,040	784,400	810,867	696,469	670,416
<u>NON-OPERATING EXPENSES:</u>					
LABOR					
MATERIAL					
OTHER SERVICES					
TOTAL NON-OPERATING EXPENSE					

**TRANSIT OPERATIONS
BUS OPERATIONS
BUS GARAGES**



5,549 Total Positions

AREA 0140
BUS GARAGES

CHICAGO TRANSIT AUTHORITY
2002 BUDGET BY CATEGORY

PAGE 1 DATE 09/28/01

ROLLS UP TO AREA 0900

<CTA FISCAL YEAR>

	1999 ACTUAL	2000 ACTUAL	2001 BUDGET	2001 FORECAST	2002 BUDGET
<u>POSITIONS:</u>					
BUDGETED POSITIONS STO FULL TIME EQUIVALENT	1,270	1,296	1,296	1,296	1,299
TOTAL POSITIONS	1,270	1,296	1,296	1,296	1,299
<u>HOURS:</u>					
OPERATING HOURS	2,453,593	2,527,541	2,448,556	2,560,347	2,515,845
NON-OPERATING HOURS	40			52	24
TOTAL HOURS	2,453,633	2,527,541	2,448,556	2,560,399	2,515,869
<u>OPERATING EXPENSES:</u>					
LABOR	70,490,849	73,544,474	72,637,426	75,048,834	79,910,196
MATERIAL	29,567,072	26,987,473	24,502,721	26,630,218	26,577,571
FUEL - REVENUE EQUIPMENT	12,480,466	23,305,022	21,600,000	22,600,370	23,000,000
ELECTRIC POWER - REV EQUIPMENT					
PROV FOR INJURIES AND DAMAGES					
PURCHASE OF SECURITY SERVICES					
PURCHASE OF PARATRANSIT					
<u>OTHER SERVICES:</u>					
UTILITIES					
MAINTENANCE & REPAIR	281,898	230,004	280,896	253,822	253,820
ADVERTISING & PROMOTION	417	402	325	112	112
CONTRACTUAL SERVICES	47,477	91,535	47,106	84,735	84,233
PROV FOR PASSENGER SECURITY					
LEASES & RENTALS	62,166	22,737	62,114	20,544	20,544
TRAVEL, TRAINING, SEMINARS&DUES	4,487	3,360	4,114	2,251	1,851
WARRANTY AND OTHER CREDITS					
GENERAL EXPENSES	11,006	12,382	9,489	12,737	12,556
TOTAL OTHER SERVICES	407,451	360,420	404,044	374,201	373,116
TOTAL OPERATING EXPENSES	112,945,838	124,197,389	119,144,191	124,653,623	129,860,883
<u>NON-OPERATING EXPENSES:</u>					
LABOR	1,351		1,351	503	102,707
MATERIAL	(1,850)				
OTHER SERVICES	60,046	68,379	60,047		
TOTAL NON-OPERATING EXPENSE	59,547	68,379	61,398	503	102,707

AREA 0151
BUS STO

CHICAGO TRANSIT AUTHORITY
2002 BUDGET BY CATEGORY

PAGE 1 DATE 09/28/01

ROLLS UP TO AREA 0900

<CTA FISCAL YEAR>

POSITIONS:

BUDGETED POSITIONS
STO FULL TIME EQUIVALENT

TOTAL POSITIONS

HOURS:

OPERATING HOURS
NON-OPERATING HOURS

TOTAL HOURS

OPERATING EXPENSES:

LABOR
MATERIAL
FUEL - REVENUE EQUIPMENT
ELECTRIC POWER - REV EQUIPMENT
PROV FOR INJURIES AND DAMAGES
PURCHASE OF SECURITY SERVICES
PURCHASE OF PARATRANSIT

OTHER SERVICES:

UTILITIES
MAINTENANCE & REPAIR
ADVERTISING & PROMOTION
CONTRACTUAL SERVICES
PROV FOR PASSENGER SECURITY
LEASES & RENTALS
TRAVEL, TRAINING, SEMINARS&DUES
WARRANTY AND OTHER CREDITS
GENERAL EXPENSES
TOTAL OTHER SERVICES

TOTAL OPERATING EXPENSES

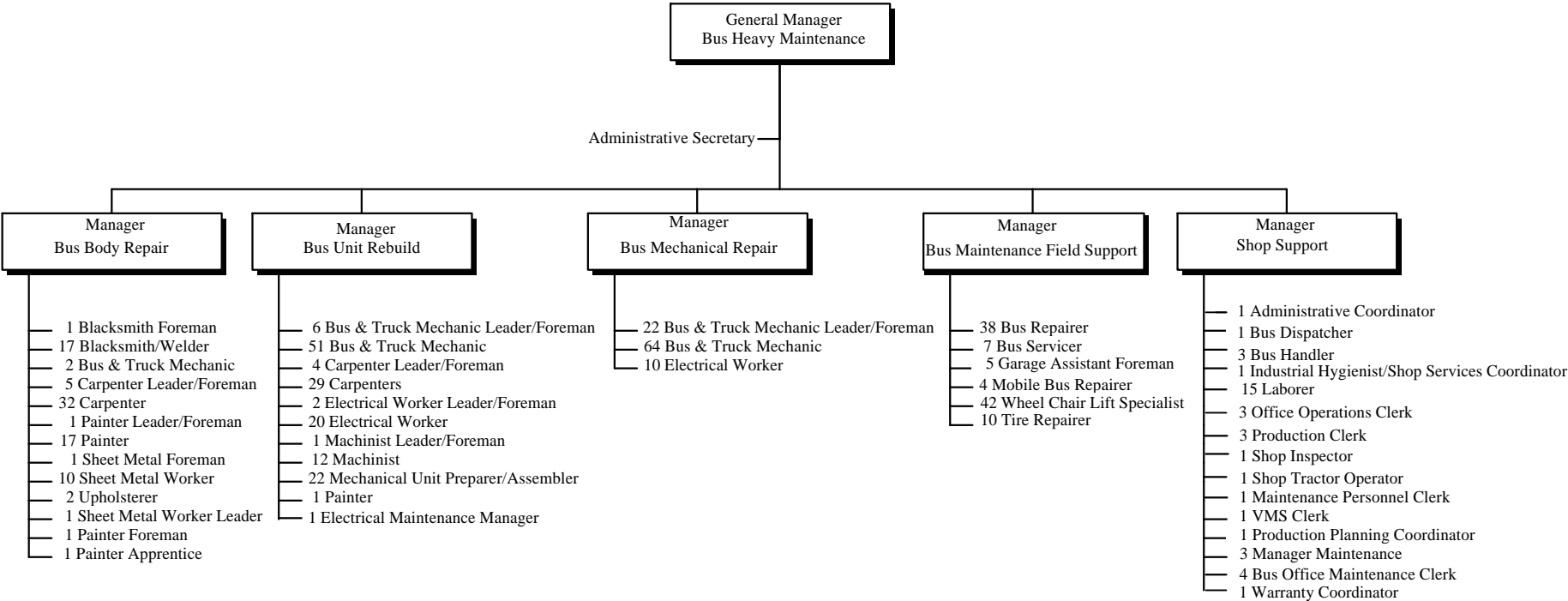
NON-OPERATING EXPENSES:

LABOR
MATERIAL
OTHER SERVICES

TOTAL NON-OPERATING EXPENSE

	1999 ACTUAL	2000 ACTUAL	2001 BUDGET	2001 FORECAST	2002 BUDGET
STO FULL TIME EQUIVALENT	4,027	4,016	4,077	4,077	4,250
TOTAL POSITIONS	4,027	4,016	4,077	4,077	4,250
OPERATING HOURS	7,570,149	7,888,151	7,744,133	7,888,455	8,046,670
NON-OPERATING HOURS					
TOTAL HOURS	7,570,149	7,888,151	7,744,133	7,888,455	8,046,670
LABOR	205,238,317	213,983,212	223,624,465	212,030,420	233,412,893
MATERIAL	7,991	378	7,910		
FUEL - REVENUE EQUIPMENT					
ELECTRIC POWER - REV EQUIPMENT					
PROV FOR INJURIES AND DAMAGES					
PURCHASE OF SECURITY SERVICES					
PURCHASE OF PARATRANSIT					
CONTRACTUAL SERVICES	99				
PROV FOR PASSENGER SECURITY					
LEASES & RENTALS					
TRAVEL, TRAINING, SEMINARS&DUES					
WARRANTY AND OTHER CREDITS					
GENERAL EXPENSES					
TOTAL OTHER SERVICES	99				
TOTAL OPERATING EXPENSES	205,246,407	213,983,590	223,632,375	212,030,420	233,412,893
LABOR					
MATERIAL					
OTHER SERVICES					
TOTAL NON-OPERATING EXPENSE					

TRANSIT OPERATIONS BUS OPERATIONS BUS HEAVY MAINTENANCE



489 Total Positions

AREA 0290
BUS HEAVY MAINTENANCE

CHICAGO TRANSIT AUTHORITY
2002 BUDGET BY CATEGORY

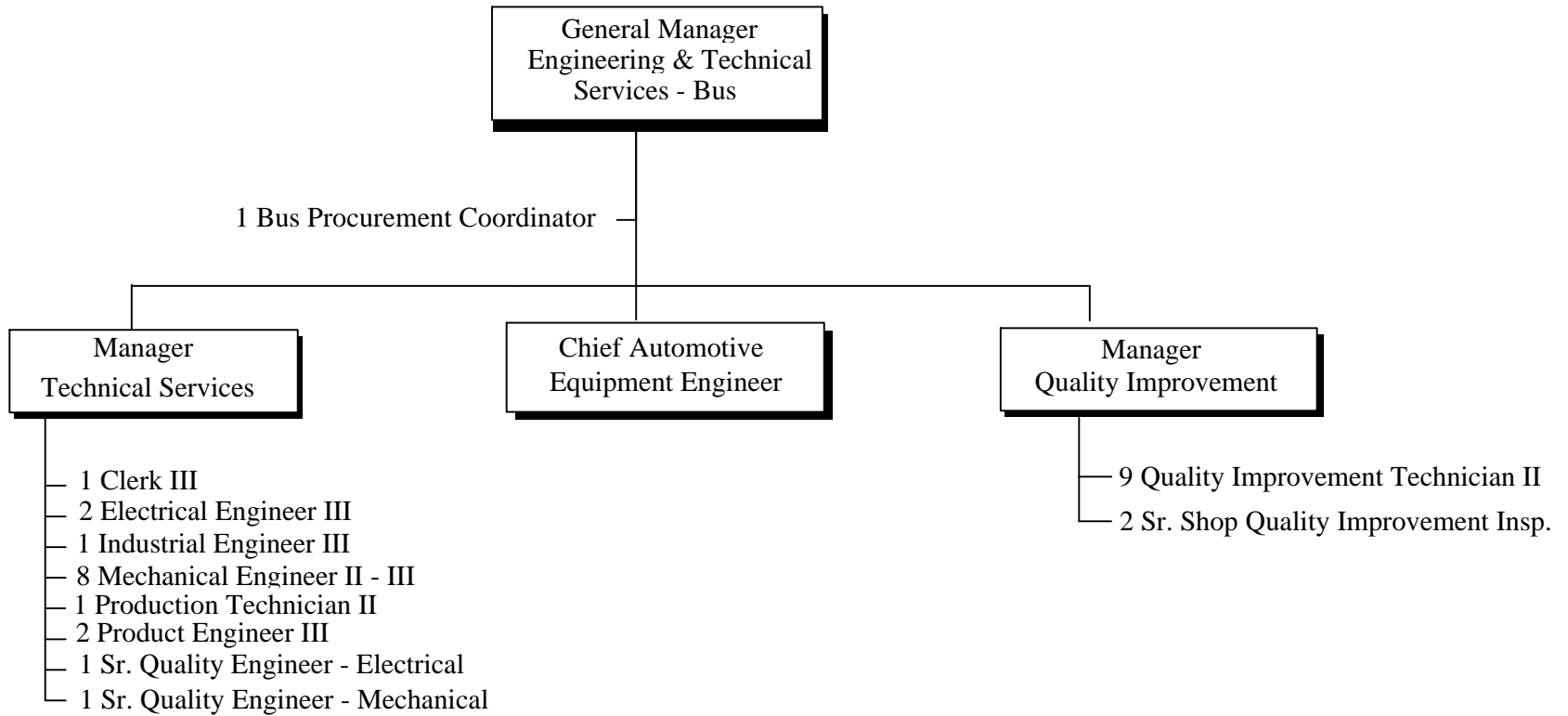
PAGE 1 DATE 09/28/01

ROLLS UP TO AREA 0900

<CTA FISCAL YEAR>

	1999 ACTUAL	2000 ACTUAL	2001 BUDGET	2001 FORECAST	2002 BUDGET
<u>POSITIONS:</u>					
BUDGETED POSITIONS	473	490	491	491	489
STO FULL TIME EQUIVALENT					
TOTAL POSITIONS	473	490	491	491	489
<u>HOURS:</u>					
OPERATING HOURS	748,139	775,339	763,781	791,205	780,520
NON-OPERATING HOURS	152,233	168,604	237,437	280,918	247,188
TOTAL HOURS	900,372	943,943	1,001,218	1,072,123	1,027,708
<u>OPERATING EXPENSES:</u>					
LABOR	21,311,591	22,669,296	23,104,617	22,357,908	25,650,626
MATERIAL	8,116,429	9,108,555	8,093,370	6,497,826	6,161,091
FUEL - REVENUE EQUIPMENT					
ELECTRIC POWER - REV EQUIPMENT					
PROV FOR INJURIES AND DAMAGES					
PURCHASE OF SECURITY SERVICES					
PURCHASE OF PARATRANSIT					
<u>OTHER SERVICES:</u>					
UTILITIES					
MAINTENANCE & REPAIR	435,069	216,347	234,408	267,235	246,675
ADVERTISING & PROMOTION	5,096	6,459	5,037	978	
CONTRACTUAL SERVICES	1,013	936	978	171	171
PROV FOR PASSENGER SECURITY					
LEASES & RENTALS	1,857	112,875	1,857	259,401	259,401
TRAVEL, TRAINING, SEMINARS&DUES	960	13,773	50,954	13,736	12,436
WARRANTY AND OTHER CREDITS	(176,845)	(543,718)	(176,844)	(470,153)	(470,153)
GENERAL EXPENSES	21,904	37,771	23,519	46,803	44,184
TOTAL OTHER SERVICES	289,054	(155,557)	139,909	118,171	92,714
TOTAL OPERATING EXPENSES	29,717,074	31,622,294	31,337,896	28,973,905	31,904,431
<u>NON-OPERATING EXPENSES:</u>					
LABOR	4,748,749	5,359,988	7,122,852	6,603,392	6,598,674
MATERIAL	1,872,987	3,836,529	1,873,008	3,782,873	3,332,777
OTHER SERVICES	4,305,780	1,947,007	1,179,660	7,035,116	7,035,116
TOTAL NON-OPERATING EXPENSE	10,927,516	11,143,524	10,175,520	17,421,381	16,966,567

**TRANSIT OPERATIONS
BUS OPERATIONS
ENGINEERING & TECHNICAL SERVICES - BUS**



33 Total Positions

AREA 0935
BUS ENGR & TECH SVSC

C H I C A G O T R A N S I T A U T H O R I T Y
2002 BUDGET BY CATEGORY

PAGE 1 DATE 09/28/01

ROLLS UP TO AREA 0900

<CTA FISCAL YEAR>

	1999 ACTUAL	2000 ACTUAL	2001 BUDGET	2001 FORECAST	2002 BUDGET
<u>POSITIONS:</u>					
BUDGETED POSITIONS	32	33	33	33	33
STO FULL TIME EQUIVALENT					
TOTAL POSITIONS	32	33	33	33	33
<u>HOURS:</u>					
OPERATING HOURS	56,801	54,963	57,453	51,165	51,416
NON-OPERATING HOURS	3,822	5,683	3,822	9,562	6,984
TOTAL HOURS	60,623	60,646	61,275	60,727	58,400
<u>OPERATING EXPENSES:</u>					
LABOR	2,075,417	2,090,156	2,280,659	1,902,537	1,984,542
MATERIAL	31,466	54,935	58,346	58,828	80,403
FUEL - REVENUE EQUIPMENT					
ELECTRIC POWER - REV EQUIPMENT					
PROV FOR INJURIES AND DAMAGES					
PURCHASE OF SECURITY SERVICES					
PURCHASE OF PARATRANSIT					
<u>OTHER SERVICES:</u>					
UTILITIES					
MAINTENANCE & REPAIR	6,356	1,143	6,358	1,116	921
ADVERTISING & PROMOTION				1,298	
CONTRACTUAL SERVICES	15,656	89,744	48,639	7	
PROV FOR PASSENGER SECURITY					
LEASES & RENTALS	1,840		1,840		
TRAVEL, TRAINING, SEMINARS & DUES	5,883	13,478	5,779	12,762	12,763
WARRANTY AND OTHER CREDITS					
GENERAL EXPENSES	35,294	28,239	34,941	26,519	26,399
TOTAL OTHER SERVICES	65,029	132,604	97,557	41,702	40,083
TOTAL OPERATING EXPENSES	2,171,912	2,277,695	2,436,562	2,003,067	2,105,028
<u>NON-OPERATING EXPENSES:</u>					
LABOR	139,153	215,257	139,154	291,659	267,959
MATERIAL					
OTHER SERVICES	47,521	93,454	48,488	170,127	169,899
TOTAL NON-OPERATING EXPENSE	186,674	308,711	187,642	461,786	437,858

AREA 0360
RAIL OPERATIONS

CHICAGO TRANSIT AUTHORITY
2002 BUDGET BY CATEGORY

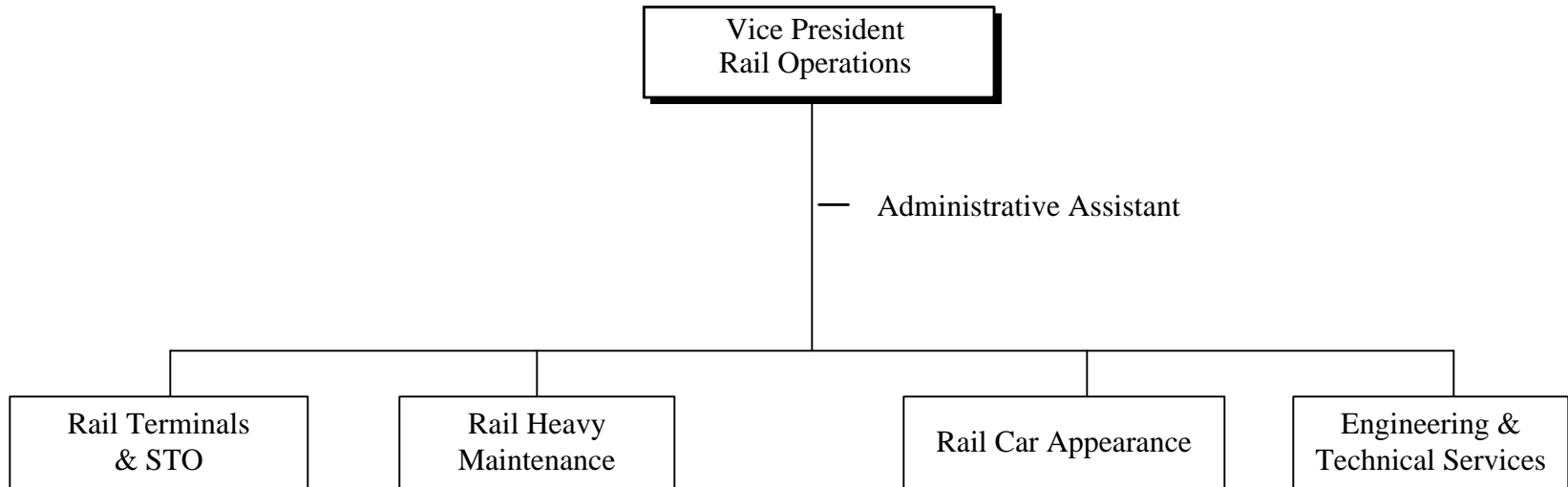
PAGE 1 DATE 09/28/01

ROLLS UP TO AREA 0100

<CTA FISCAL YEAR>

	1999 ACTUAL	2000 ACTUAL	2001 BUDGET	2001 FORECAST	2002 BUDGET
<u>POSITIONS:</u>					
BUDGETED POSITIONS	1,010	1,058	1,075	1,075	1,071
STO FULL TIME EQUIVALENT	1,372	1,383	1,373	1,373	1,487
TOTAL POSITIONS	2,382	2,441	2,448	2,448	2,558
<u>HOURS:</u>					
OPERATING HOURS	4,695,651	4,514,724	4,419,520	4,509,292	4,701,265
NON-OPERATING HOURS	246,943	312,760	330,418	296,494	367,178
TOTAL HOURS	4,942,594	4,827,484	4,749,938	4,805,786	5,068,443
<u>OPERATING EXPENSES:</u>					
LABOR	134,148,765	131,522,164	136,254,856	132,211,353	146,804,855
MATERIAL	19,716,561	18,097,139	16,313,578	18,398,182	18,897,414
FUEL - REVENUE EQUIPMENT					
ELECTRIC POWER - REV EQUIPMENT					
PROV FOR INJURIES AND DAMAGES					
PURCHASE OF SECURITY SERVICES					
PURCHASE OF PARATRANSIT					
<u>OTHER SERVICES:</u>					
UTILITIES					
MAINTENANCE & REPAIR	391,746	1,484,468	390,417	1,539,905	1,636,206
ADVERTISING & PROMOTION	75	52		345	
CONTRACTUAL SERVICES	41,869	650	517,923	421	187
PROV FOR PASSENGER SECURITY					
LEASES & RENTALS	40,559	5,025	40,406		
TRAVEL, TRAINING, SEMINARS & DUES	27,105	26,982	26,957	32,361	30,398
WARRANTY AND OTHER CREDITS	(162,167)	(97,023)	(146,457)	(69,168)	(68,057)
GENERAL EXPENSES	43,910	29,949	42,433	31,535	36,248
TOTAL OTHER SERVICES	383,097	1,450,103	871,679	1,535,399	1,634,982
TOTAL OPERATING EXPENSES	154,248,423	151,069,406	153,440,113	152,144,934	167,337,251
<u>NON-OPERATING EXPENSES:</u>					
LABOR	7,532,769	9,592,422	7,597,572	9,143,793	9,479,613
MATERIAL	3,650,008	2,896,152	3,664,110	3,737,255	3,295,692
OTHER SERVICES	77,219,219	97,086,421	77,219,158	85,938,307	89,012,415
TOTAL NON-OPERATING EXPENSE	88,401,996	109,574,995	88,480,840	98,819,355	101,787,720

**TRANSIT OPERATIONS
RAIL OPERATIONS
VICE PRESIDENT**



AREA 0361
RAIL OPERATIONS, VP

CHICAGO TRANSIT AUTHORITY
2002 BUDGET BY CATEGORY

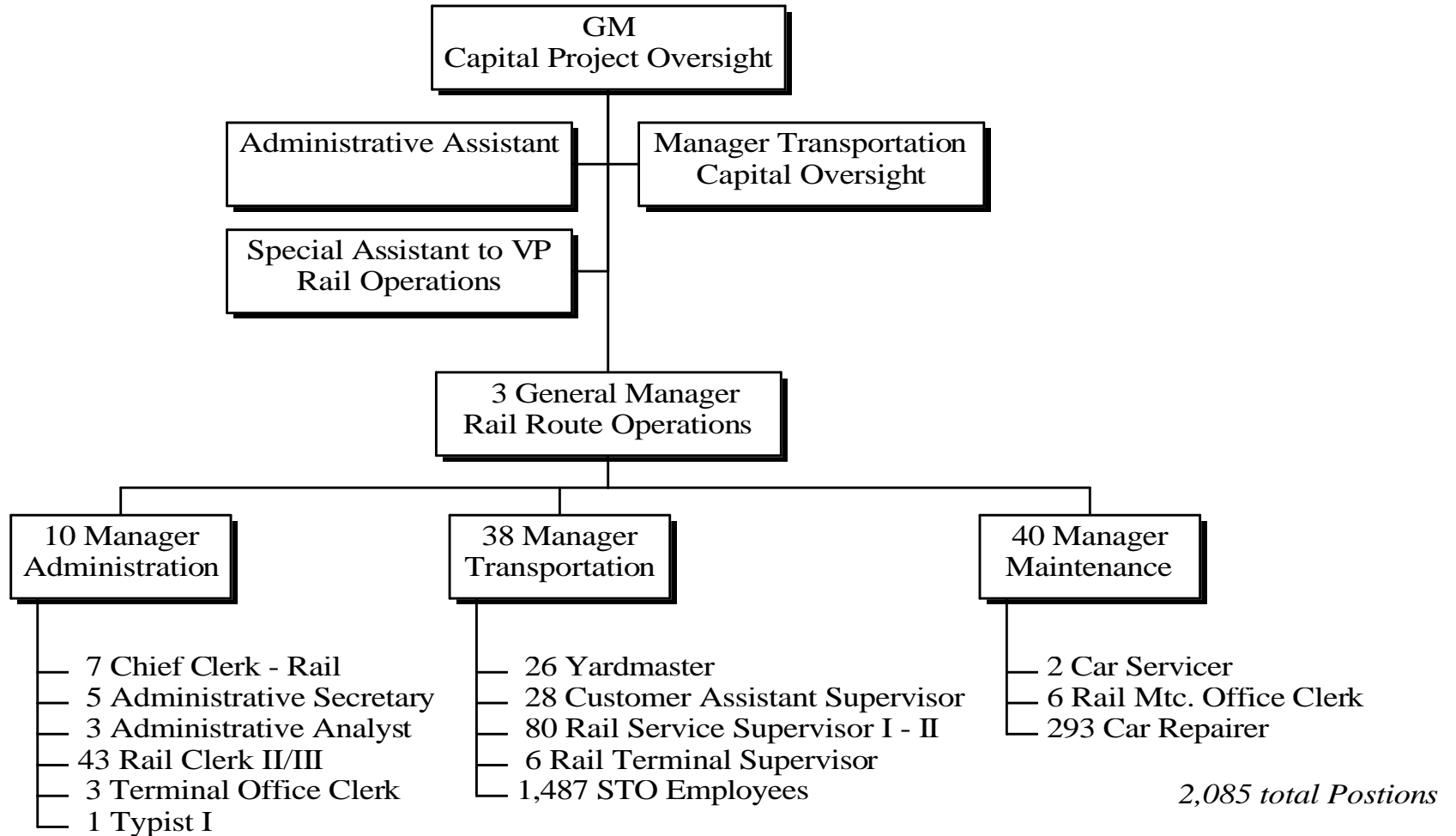
PAGE 1 DATE 09/28/01

ROLLS UP TO AREA 0360

<CTA FISCAL YEAR>

	1999 ACTUAL	2000 ACTUAL	2001 BUDGET	2001 FORECAST	2002 BUDGET
<u>POSITIONS:</u>					
BUDGETED POSITIONS	5	4	5	5	2
STO FULL TIME EQUIVALENT					
TOTAL POSITIONS	5	4	5	5	2
<u>HOURS:</u>					
OPERATING HOURS	8,987	10,206	9,281	4,785	3,674
NON-OPERATING HOURS					
TOTAL HOURS	8,987	10,206	9,281	4,785	3,674
<u>OPERATING EXPENSES:</u>					
LABOR	432,361	500,032	481,570	304,418	184,894
MATERIAL	21,358	7,397	21,306	8,966	8,966
FUEL - REVENUE EQUIPMENT					
ELECTRIC POWER - REV EQUIPMENT					
PROV FOR INJURIES AND DAMAGES					
PURCHASE OF SECURITY SERVICES					
PURCHASE OF PARATRANSIT					
<u>OTHER SERVICES:</u>					
UTILITIES					
MAINTENANCE & REPAIR					
ADVERTISING & PROMOTION					
CONTRACTUAL SERVICES	9,656		9,656		
PROV FOR PASSENGER SECURITY					
LEASES & RENTALS	4,528	3,299	4,378		
TRAVEL, TRAINING, SEMINARS&DUES	20,191	21,904	20,191	29,391	29,391
WARRANTY AND OTHER CREDITS	(33,321)	(12,087)	(18,765)	(8,860)	(7,750)
GENERAL EXPENSES	14,383	1,589	14,382	1,469	1,468
TOTAL OTHER SERVICES	15,437	14,705	29,842	22,000	23,109
TOTAL OPERATING EXPENSES	469,156	522,134	532,718	335,384	216,969
<u>NON-OPERATING EXPENSES:</u>					
LABOR					
MATERIAL					
OTHER SERVICES					
TOTAL NON-OPERATING EXPENSE					

TRANSIT OPERATIONS RAIL OPERATIONS RAIL TERMINALS



AREA 0130
RAIL TERMINALS

C H I C A G O T R A N S I T A U T H O R I T Y
2002 BUDGET BY CATEGORY

PAGE 1 DATE 09/28/01

ROLLS UP TO AREA 0360

<CTA FISCAL YEAR>

	1999 ACTUAL	2000 ACTUAL	2001 BUDGET	2001 FORECAST	2002 BUDGET
<u>POSITIONS:</u>					
BUDGETED POSITIONS STO FULL TIME EQUIVALENT	745	597	601	601	598
TOTAL POSITIONS	745	597	601	601	598
<u>HOURS:</u>					
OPERATING HOURS	1,555,820	1,288,476	1,105,630	1,250,808	1,282,589
NON-OPERATING HOURS	109	2,005	69	56	
TOTAL HOURS	1,555,929	1,290,481	1,105,699	1,250,864	1,282,589
<u>OPERATING EXPENSES:</u>					
LABOR	47,669,482	42,441,270	37,934,392	41,686,017	47,168,077
MATERIAL	17,652,940	18,365,055	16,358,335	18,045,262	18,004,554
FUEL - REVENUE EQUIPMENT					
ELECTRIC POWER - REV EQUIPMENT					
PROV FOR INJURIES AND DAMAGES					
PURCHASE OF SECURITY SERVICES					
PURCHASE OF PARATRANSIT					
<u>OTHER SERVICES:</u>					
UTILITIES					
MAINTENANCE & REPAIR	120,465	55,599	119,829	85,209	85,198
ADVERTISING & PROMOTION	75	52		21	
CONTRACTUAL SERVICES	163	411		212	187
PROV FOR PASSENGER SECURITY					
LEASES & RENTALS	23,966		23,963		
TRAVEL, TRAINING, SEMINARS & DUES	2,488	5,078	2,438	1,007	1,007
WARRANTY AND OTHER CREDITS					
GENERAL EXPENSES	7,311	9,098	6,967	7,944	7,819
TOTAL OTHER SERVICES	154,468	70,238	153,197	94,393	94,211
TOTAL OPERATING EXPENSES	65,476,890	60,876,563	54,445,924	59,825,672	65,266,842
<u>NON-OPERATING EXPENSES:</u>					
LABOR	3,461	61,409	3,460	19,123	
MATERIAL	519		455		
OTHER SERVICES	12,718	102,811	12,718	97,321	3,847,321
TOTAL NON-OPERATING EXPENSE	16,698	164,220	16,633	116,444	3,847,321

AREA 0168
RAIL STO

CHICAGO TRANSIT AUTHORITY
2002 BUDGET BY CATEGORY

PAGE 1 DATE 09/28/01

ROLLS UP TO AREA 0360

<CTA FISCAL YEAR>

POSITIONS:

BUDGETED POSITIONS

STO FULL TIME EQUIVALENT

1999 ACTUAL	2000 ACTUAL	2001 BUDGET	2001 FORECAST	2002 BUDGET
----------------	----------------	----------------	------------------	----------------

1,372	1,383	1,373	1,373	1,487
-------	-------	-------	-------	-------

TOTAL POSITIONS

1,372	1,383	1,373	1,373	1,487
-------	-------	-------	-------	-------

HOURS:

OPERATING HOURS

NON-OPERATING HOURS

2,705,869	2,563,337	2,616,346	2,569,270	2,718,179
63,439	93,143	64,381	109,221	107,545

TOTAL HOURS

2,769,308	2,656,480	2,680,727	2,678,491	2,825,724
-----------	-----------	-----------	-----------	-----------

OPERATING EXPENSES:

LABOR

MATERIAL

FUEL - REVENUE EQUIPMENT

ELECTRIC POWER - REV EQUIPMENT

PROV FOR INJURIES AND DAMAGES

PURCHASE OF SECURITY SERVICES

PURCHASE OF PARATRANSIT

74,598,385	72,281,702	79,559,382	72,098,921	79,683,988
1	40			

OTHER SERVICES:

UTILITIES

MAINTENANCE & REPAIR

ADVERTISING & PROMOTION

CONTRACTUAL SERVICES

PROV FOR PASSENGER SECURITY

LEASES & RENTALS

TRAVEL, TRAINING, SEMINARS&DUES

WARRANTY AND OTHER CREDITS

GENERAL EXPENSES

TOTAL OTHER SERVICES

74,598,386	72,281,742	79,559,382	72,098,921	79,683,988
------------	------------	------------	------------	------------

TOTAL OPERATING EXPENSES

NON-OPERATING EXPENSES:

LABOR

MATERIAL

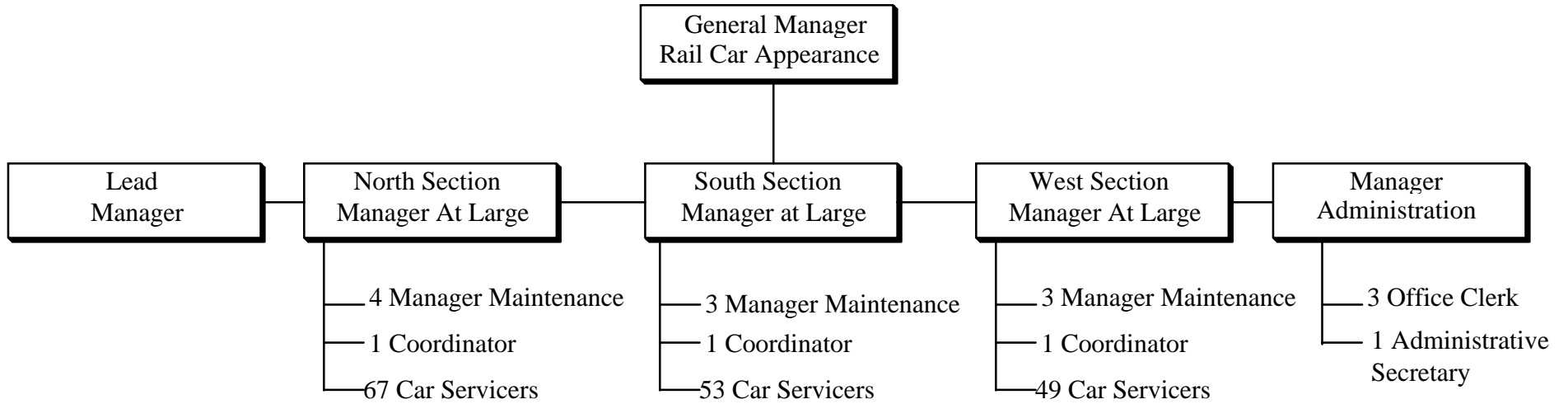
OTHER SERVICES

1,795,593	2,650,067	1,854,433	3,038,091	3,364,164
-----------	-----------	-----------	-----------	-----------

TOTAL NON-OPERATING EXPENSE

1,795,593	2,650,067	1,854,433	3,038,091	3,364,164
-----------	-----------	-----------	-----------	-----------

TRANSIT OPERATIONS RAIL OPERATIONS RAIL CAR APPEARANCE



192 Total Positions

AREA 0460
RAIL CAR APPEARANCE

C H I C A G O T R A N S I T A U T H O R I T Y
2002 BUDGET BY CATEGORY

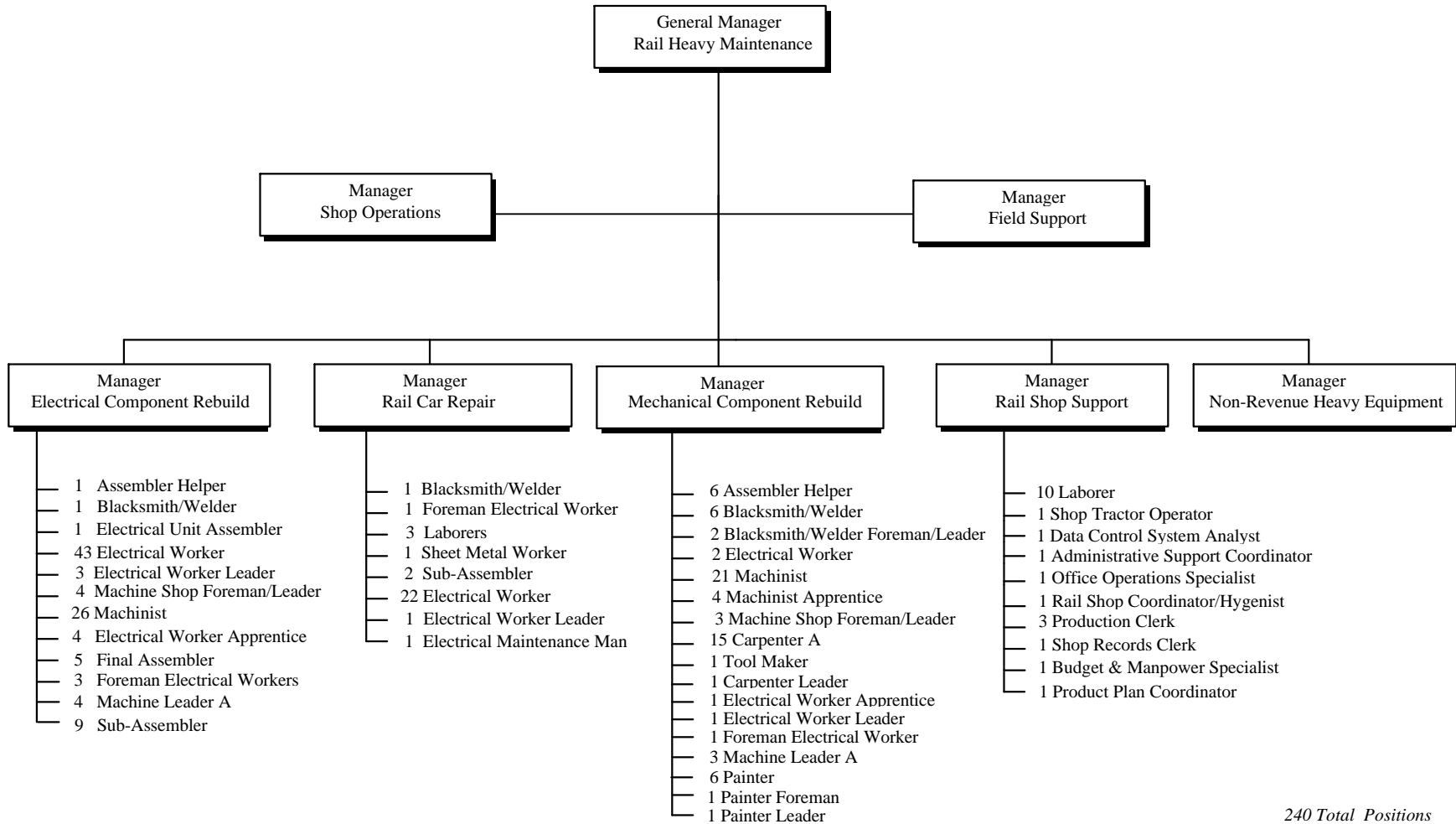
PAGE 1 DATE 09/28/01

ROLLS UP TO AREA 0360

<CTA FISCAL YEAR>

	1999 ACTUAL	2000 ACTUAL	2001 BUDGET	2001 FORECAST	2002 BUDGET
<u>POSITIONS:</u>					
BUDGETED POSITIONS		189	193	193	192
STO FULL TIME EQUIVALENT					
TOTAL POSITIONS		189	193	193	192
<u>HOURS:</u>					
OPERATING HOURS	60,682	340,165	365,719	364,148	367,176
NON-OPERATING HOURS					
TOTAL HOURS	60,682	340,165	365,719	364,148	367,176
<u>OPERATING EXPENSES:</u>					
LABOR	1,359,416	7,952,260	9,061,352	9,171,026	9,700,843
MATERIAL		120,169		251,862	297,089
FUEL - REVENUE EQUIPMENT					
ELECTRIC POWER - REV EQUIPMENT					
PROV FOR INJURIES AND DAMAGES					
PURCHASE OF SECURITY SERVICES					
PURCHASE OF PARATRANSIT					
<u>OTHER SERVICES:</u>					
UTILITIES					
MAINTENANCE & REPAIR					
ADVERTISING & PROMOTION					
CONTRACTUAL SERVICES			476,388	209	
PROV FOR PASSENGER SECURITY					
LEASES & RENTALS					
TRAVEL, TRAINING, SEMINARS & DUES					
WARRANTY AND OTHER CREDITS					
GENERAL EXPENSES		892		1,263	1,263
TOTAL OTHER SERVICES		892	476,388	1,472	1,263
TOTAL OPERATING EXPENSES	1,359,416	8,073,321	9,537,740	9,424,360	9,999,195
<u>NON-OPERATING EXPENSES:</u>					
LABOR					
MATERIAL					
OTHER SERVICES					
TOTAL NON-OPERATING EXPENSE					

TRANSIT OPERATIONS RAIL OPERATIONS RAIL HEAVY MAINTENANCE



240 Total Positions

AREA 0404
RAIL HEAVY MAINTENANCE

CHICAGO TRANSIT AUTHORITY
2002 BUDGET BY CATEGORY

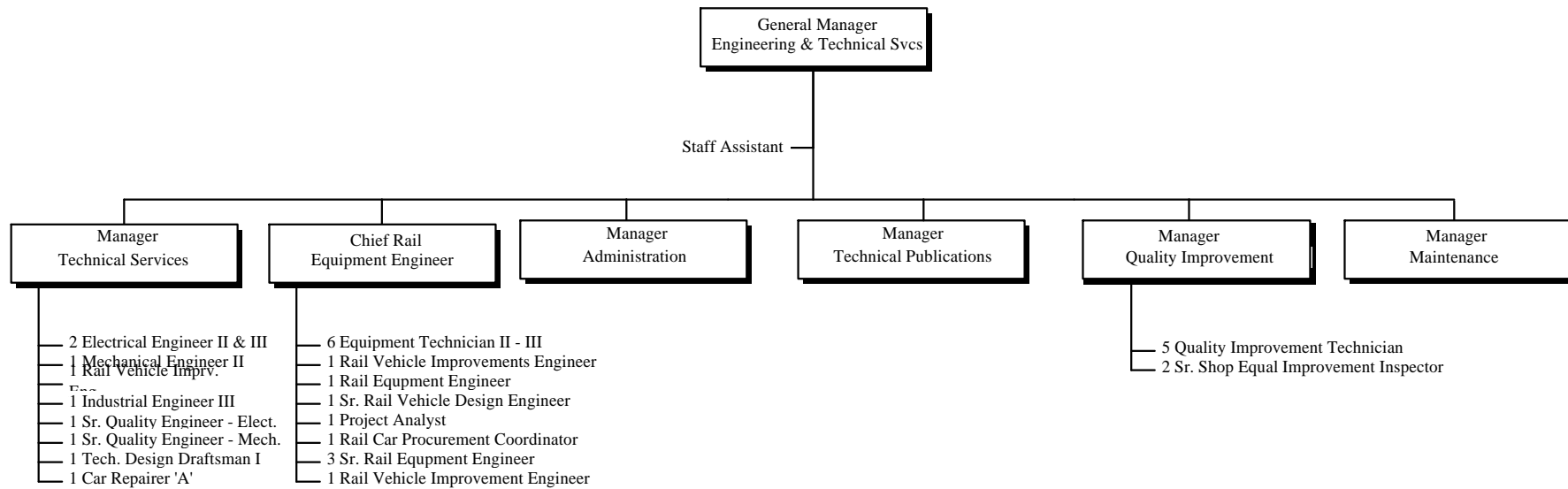
PAGE 1 DATE 09/28/01

ROLLS UP TO AREA 0360

<CTA FISCAL YEAR>

	1999 ACTUAL	2000 ACTUAL	2001 BUDGET	2001 FORECAST	2002 BUDGET
<u>POSITIONS:</u>					
BUDGETED POSITIONS	235	238	237	237	240
STO FULL TIME EQUIVALENT					
TOTAL POSITIONS	235	238	237	237	240
<u>HOURS:</u>					
OPERATING HOURS	327,134	272,814	268,655	276,529	276,864
NON-OPERATING HOURS	170,045	202,132	242,161	174,817	240,720
TOTAL HOURS	497,179	474,946	510,816	451,346	517,584
<u>OPERATING EXPENSES:</u>					
LABOR	8,592,987	6,771,423	7,002,370	7,172,463	7,885,354
MATERIAL	1,773,002	(512,685)	(351,868)	(48,881)	401,351
FUEL - REVENUE EQUIPMENT					
ELECTRIC POWER - REV EQUIPMENT					
PROV FOR INJURIES AND DAMAGES					
PURCHASE OF SECURITY SERVICES					
PURCHASE OF PARATRANSIT					
<u>OTHER SERVICES:</u>					
UTILITIES					
MAINTENANCE & REPAIR	257,683	1,423,904	256,992	1,448,148	1,544,460
ADVERTISING & PROMOTION				324	
CONTRACTUAL SERVICES	10,172		10,000		
PROV FOR PASSENGER SECURITY					
LEASES & RENTALS	4,241	863	4,241		
TRAVEL, TRAINING, SEMINARS & DUES	970		970	399	
WARRANTY AND OTHER CREDITS	(128,846)	(84,936)	(127,692)	(60,308)	(60,307)
GENERAL EXPENSES	2,677	782	2,019	754	754
TOTAL OTHER SERVICES	146,897	1,340,613	146,530	1,389,317	1,484,907
TOTAL OPERATING EXPENSES	10,512,886	7,599,351	6,797,032	8,512,899	9,771,612
<u>NON-OPERATING EXPENSES:</u>					
LABOR	5,236,218	6,292,483	5,238,808	5,538,880	5,515,605
MATERIAL	3,445,117	2,885,892	3,459,283	3,716,360	3,277,201
OTHER SERVICES	188,659	437,373	188,599	210,504	206,184
TOTAL NON-OPERATING EXPENSE	8,869,994	9,615,748	8,886,690	9,465,744	8,998,990

TRANSIT OPERATIONS RAIL OPERATIONS ENGINEERING & TECHNICAL SERVICES - RAIL



39 Total Positions

AREA 0480
RAIL ENGR & TECH SVCS

C H I C A G O T R A N S I T A U T H O R I T Y
2002 BUDGET BY CATEGORY

PAGE 1 DATE 09/28/01

ROLLS UP TO AREA 0360

<CTA FISCAL YEAR>

	1999 ACTUAL	2000 ACTUAL	2001 BUDGET	2001 FORECAST	2002 BUDGET
<u>POSITIONS:</u>					
BUDGETED POSITIONS STO FULL TIME EQUIVALENT	25	30	39	39	39
TOTAL POSITIONS	25	30	39	39	39
<u>HOURS:</u>					
OPERATING HOURS	37,159	39,727	53,889	43,752	52,783
NON-OPERATING HOURS	13,351	15,480	23,807	12,400	18,913
TOTAL HOURS	50,510	55,207	77,696	56,152	71,696
<u>OPERATING EXPENSES:</u>					
LABOR	1,496,134	1,575,478	2,215,790	1,778,508	2,181,699
MATERIAL	269,260	117,164	285,805	140,973	185,454
FUEL - REVENUE EQUIPMENT					
ELECTRIC POWER - REV EQUIPMENT					
PROV FOR INJURIES AND DAMAGES					
PURCHASE OF SECURITY SERVICES					
PURCHASE OF PARATRANSIT					
<u>OTHER SERVICES:</u>					
UTILITIES					
MAINTENANCE & REPAIR	13,598	4,965	13,596	6,548	6,548
ADVERTISING & PROMOTION					
CONTRACTUAL SERVICES	21,879	239	21,879		
PROV FOR PASSENGER SECURITY					
LEASES & RENTALS	7,824	863	7,824		
TRAVEL, TRAINING, SEMINARS & DUES	3,457		3,358	1,564	
WARRANTY AND OTHER CREDITS					
GENERAL EXPENSES	19,538	17,587	19,065	20,105	24,944
TOTAL OTHER SERVICES	66,296	23,654	65,722	28,217	31,492
TOTAL OPERATING EXPENSES	1,831,690	1,716,296	2,567,317	1,947,698	2,398,645
<u>NON-OPERATING EXPENSES:</u>					
LABOR	497,497	588,462	500,871	547,699	599,844
MATERIAL	204,372	10,260	204,372	20,895	18,491
OTHER SERVICES	77,017,841	96,546,237	77,017,841	85,630,482	84,958,910
TOTAL NON-OPERATING EXPENSE	77,719,710	97,144,959	77,723,084	86,199,076	85,577,245

AREA 0090
SAFETY, SEC. & TRAIN

C H I C A G O T R A N S I T A U T H O R I T Y
2002 BUDGET BY CATEGORY

PAGE 1 DATE 09/28/01

ROLLS UP TO AREA 0100

<CTA FISCAL YEAR>

POSITIONS:

	1999 ACTUAL	2000 ACTUAL	2001 BUDGET	2001 FORECAST	2002 BUDGET
BUDGETED POSITIONS STO FULL TIME EQUIVALENT	260	298	298	298	302
TOTAL POSITIONS	260	298	298	298	302

HOURS:

OPERATING HOURS	479,937	525,373	554,110	513,323	572,734
NON-OPERATING HOURS					
TOTAL HOURS	479,937	525,373	554,110	513,323	572,734

OPERATING EXPENSES:

LABOR	15,918,441	17,827,415	19,652,935	17,760,558	20,652,576
MATERIAL	223,208	290,132	289,797	282,154	281,694
FUEL - REVENUE EQUIPMENT					
ELECTRIC POWER - REV EQUIPMENT					
PROV FOR INJURIES AND DAMAGES					
PURCHASE OF SECURITY SERVICES	19,795,196	18,205,581	22,223,204	22,250,331	22,375,046
PURCHASE OF PARATRANSIT					
OTHER SERVICES:					
UTILITIES					
MAINTENANCE & REPAIR	79,540	54,194	79,381	52,650	50,940
ADVERTISING & PROMOTION					
CONTRACTUAL SERVICES	101,948	71,378	101,760	84,453	80,412
PROV FOR PASSENGER SECURITY					
LEASES & RENTALS	737,118	647,386	736,346	758,306	974,307
TRAVEL, TRAINING, SEMINARS&DUES	92,177	114,055	142,983	96,728	138,578
WARRANTY AND OTHER CREDITS					
GENERAL EXPENSES	64,997	55,029	70,306	67,653	64,705
TOTAL OTHER SERVICES	1,075,780	942,042	1,130,776	1,059,790	1,308,942

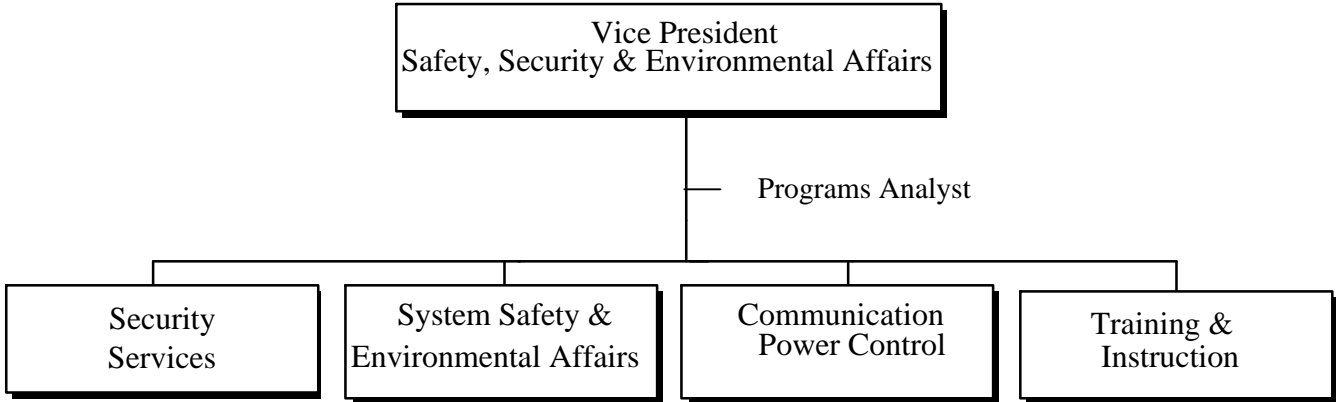
TOTAL OPERATING EXPENSES

	37,012,625	37,265,170	43,296,712	41,352,833	44,618,258
--	------------	------------	------------	------------	------------

NON-OPERATING EXPENSES:

LABOR					
MATERIAL					
OTHER SERVICES	269,022	1,295,845	13,720	1,727,456	1,727,456
TOTAL NON-OPERATING EXPENSE	269,022	1,295,845	13,720	1,727,456	1,727,456

**TRANSIT OPERATIONS
SAFETY, SECURITY & TRAINING
VICE PRESIDENT**



2 Total Positions

AREA 0091
SAFETY, SEC. & TRAIN VP

C H I C A G O T R A N S I T A U T H O R I T Y
2002 BUDGET BY CATEGORY

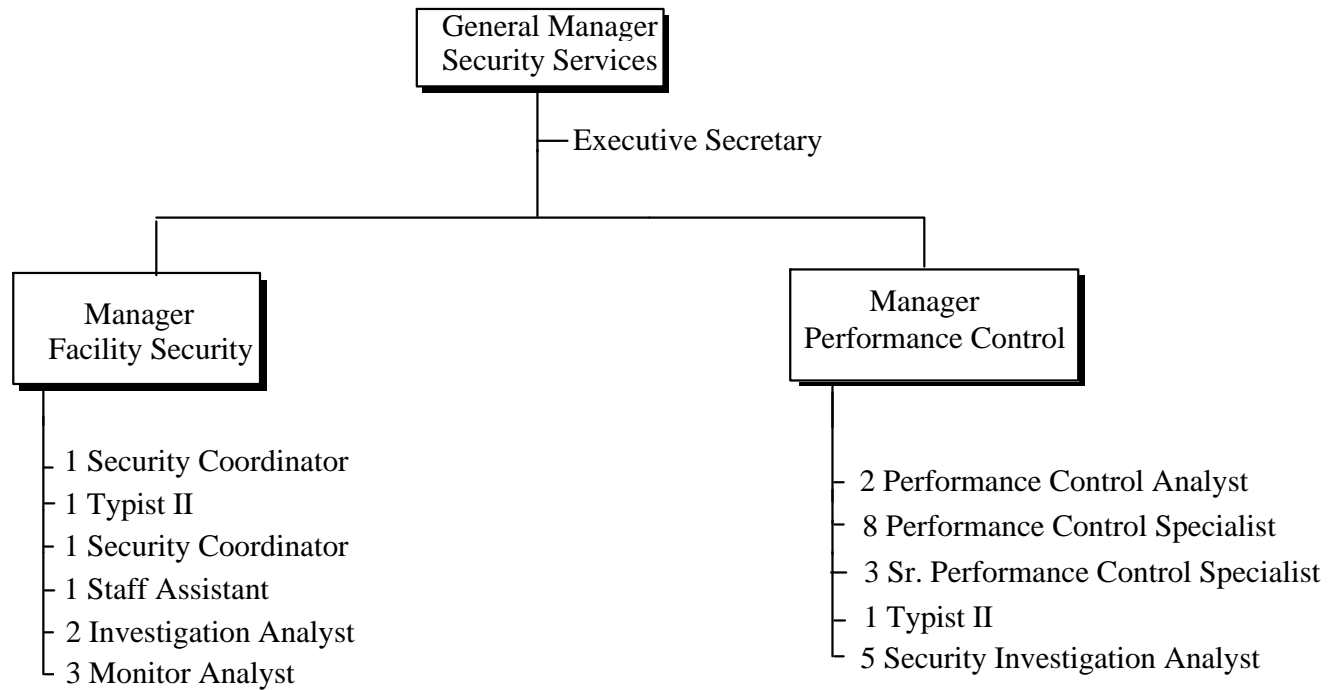
PAGE 1 DATE 09/28/01

ROLLS UP TO AREA 0090

<CTA FISCAL YEAR>

	1999 ACTUAL	2000 ACTUAL	2001 BUDGET	2001 FORECAST	2002 BUDGET
<u>POSITIONS:</u>					
BUDGETED POSITIONS	2	2	2	2	2
STO FULL TIME EQUIVALENT					
TOTAL POSITIONS	2	2	2	2	2
<u>HOURS:</u>					
OPERATING HOURS	3,736	2,296	3,784		3,904
NON-OPERATING HOURS					
TOTAL HOURS	3,736	2,296	3,784		3,904
<u>OPERATING EXPENSES:</u>					
LABOR	188,374	90,449	183,493		175,498
MATERIAL	680	477	669		
FUEL - REVENUE EQUIPMENT					
ELECTRIC POWER - REV EQUIPMENT					
PROV FOR INJURIES AND DAMAGES					
PURCHASE OF SECURITY SERVICES					
PURCHASE OF PARATRANSIT					
<u>OTHER SERVICES:</u>					
UTILITIES					
MAINTENANCE & REPAIR					
ADVERTISING & PROMOTION					
CONTRACTUAL SERVICES					
PROV FOR PASSENGER SECURITY					
LEASES & RENTALS					
TRAVEL, TRAINING, SEMINARS & DUES	5,425	438	5,424		
WARRANTY AND OTHER CREDITS					
GENERAL EXPENSES	93				
TOTAL OTHER SERVICES	5,518	438	5,424		
TOTAL OPERATING EXPENSES	194,572	91,364	189,586		175,498
<u>NON-OPERATING EXPENSES:</u>					
LABOR					
MATERIAL					
OTHER SERVICES					
TOTAL NON-OPERATING EXPENSE					

**TRANSIT OPERATIONS
SAFETY, SECURITY & TRAINING
SECURITY SERVICES**



32 Total Positions

CHICAGO TRANSIT AUTHORITY
2002 BUDGET BY CATEGORY

PAGE 1 DATE 09/28/01

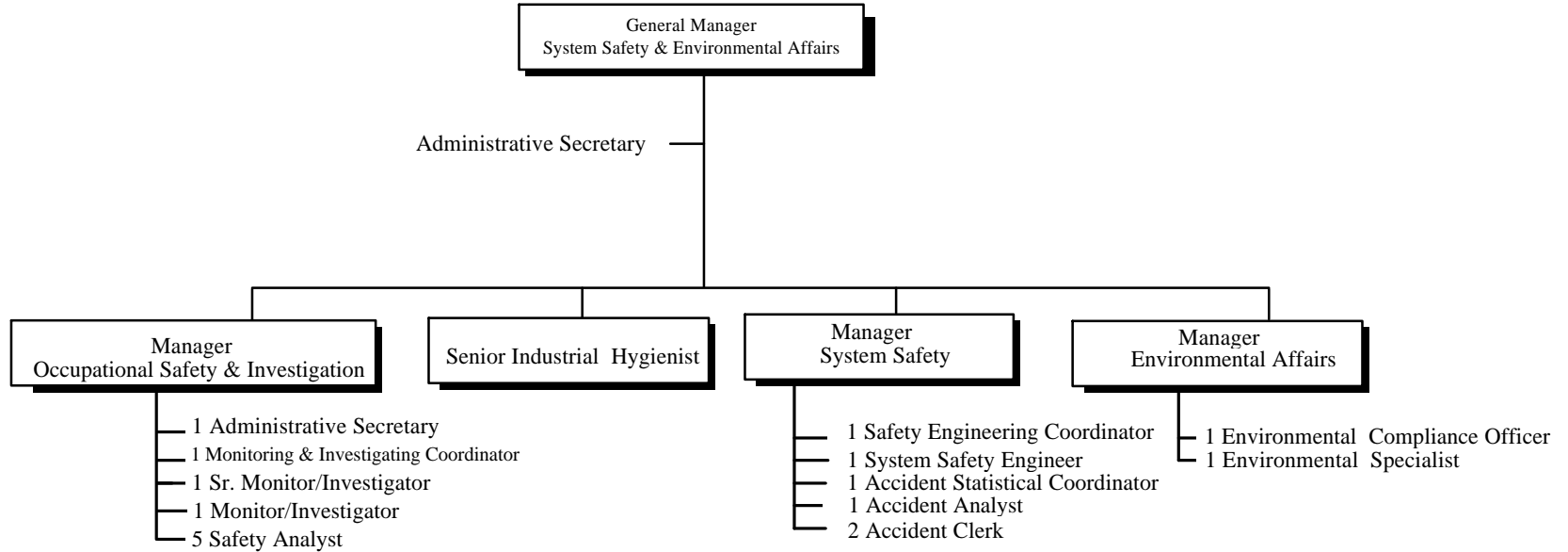
AREA 0010
SECURITY SERVICES

ROLLS UP TO AREA 0090

<CTA FISCAL YEAR>

	1999 ACTUAL	2000 ACTUAL	2001 BUDGET	2001 FORECAST	2002 BUDGET
POSITIONS:					
BUDGETED POSITIONS STO FULL TIME EQUIVALENT	26	32	32	32	32
TOTAL POSITIONS	26	32	32	32	32
HOURS:					
OPERATING HOURS	43,758	49,943	60,463	55,176	61,024
NON-OPERATING HOURS					
TOTAL HOURS	43,758	49,943	60,463	55,176	61,024
OPERATING EXPENSES:					
LABOR	1,150,988	1,354,607	1,695,581	1,511,922	1,752,708
MATERIAL	10,412	9,252	9,563	11,312	12,140
FUEL - REVENUE EQUIPMENT					
ELECTRIC POWER - REV EQUIPMENT					
PROV FOR INJURIES AND DAMAGES					
PURCHASE OF SECURITY SERVICES	19,795,196	18,205,581	22,223,204	22,250,331	22,375,046
PURCHASE OF PARATRANSIT					
OTHER SERVICES:					
UTILITIES					
MAINTENANCE & REPAIR	268	2,167	268		
ADVERTISING & PROMOTION					
CONTRACTUAL SERVICES	8,141	26	8,141		
PROV FOR PASSENGER SECURITY					
LEASES & RENTALS	445,642	223,356	444,897	227,770	443,770
TRAVEL, TRAINING, SEMINARS&DUES	1,949	3,689	1,849	2,456	8,456
WARRANTY AND OTHER CREDITS					
GENERAL EXPENSES	16,082	17,882	15,703	15,876	15,875
TOTAL OTHER SERVICES	472,082	247,120	470,858	246,102	468,101
TOTAL OPERATING EXPENSES	21,428,678	19,816,560	24,399,206	24,019,667	24,607,995
NON-OPERATING EXPENSES:					
LABOR					
MATERIAL					
OTHER SERVICES					
TOTAL NON-OPERATING EXPENSE					

TRANSIT OPERATIONS SAFETY, SECURITY & TRAINING SYSTEM SAFETY & ENVIRONMENTAL AFFAIRS



23 Total Positions

AREA 0630
SAFETY AND ENVR AFFRS

C H I C A G O T R A N S I T A U T H O R I T Y
2002 BUDGET BY CATEGORY

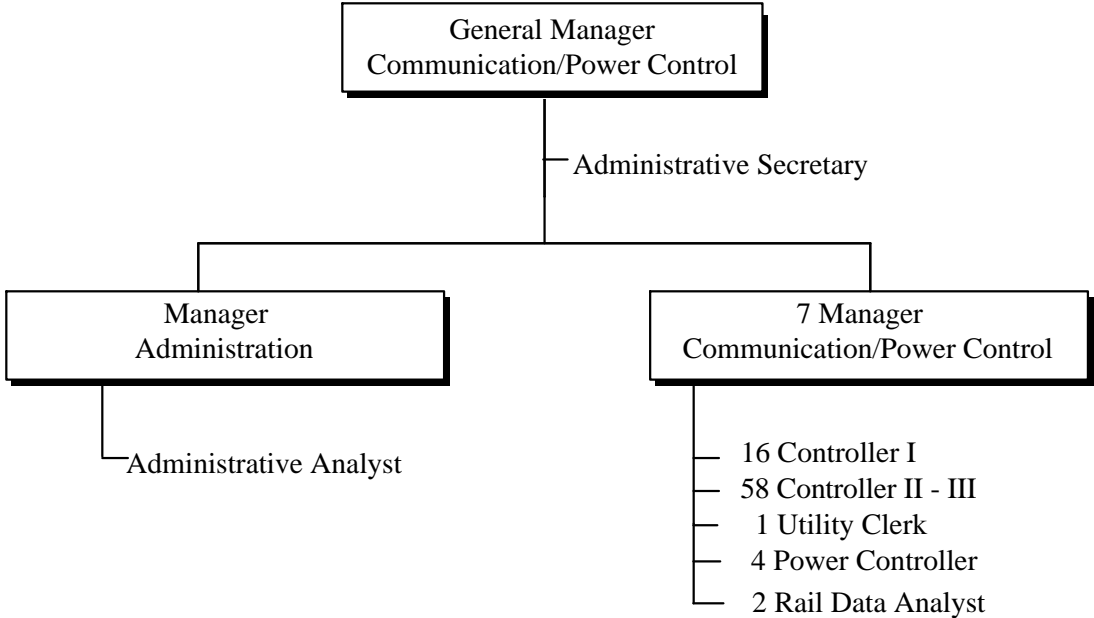
PAGE 1 DATE 09/28/01

ROLLS UP TO AREA 0090

<CTA FISCAL YEAR>

	1999 ACTUAL	2000 ACTUAL	2001 BUDGET	2001 FORECAST	2002 BUDGET
<u>POSITIONS:</u>					
BUDGETED POSITIONS STO FULL TIME EQUIVALENT	24	23	23	23	23
TOTAL POSITIONS	24	23	23	23	23
<u>HOURS:</u>					
OPERATING HOURS	39,130	42,502	43,137	38,966	43,336
NON-OPERATING HOURS					
TOTAL HOURS	39,130	42,502	43,137	38,966	43,336
<u>OPERATING EXPENSES:</u>					
LABOR	1,401,411	1,520,020	1,616,330	1,411,761	1,681,755
MATERIAL	26,438	53,110	36,978	49,057	50,010
FUEL - REVENUE EQUIPMENT					
ELECTRIC POWER - REV EQUIPMENT					
PROV FOR INJURIES AND DAMAGES					
PURCHASE OF SECURITY SERVICES					
PURCHASE OF PARATRANSIT					
<u>OTHER SERVICES:</u>					
UTILITIES					
MAINTENANCE & REPAIR	1,441		1,441	1,580	
ADVERTISING & PROMOTION					
CONTRACTUAL SERVICES	79,478	46,036	79,216	50,411	50,412
PROV FOR PASSENGER SECURITY					
LEASES & RENTALS		300			
TRAVEL, TRAINING, SEMINARS&DUES	4,503	4,404	24,643	5,529	45,931
WARRANTY AND OTHER CREDITS					
GENERAL EXPENSES	28,213	17,370	24,051	37,287	33,837
TOTAL OTHER SERVICES	113,635	68,110	129,351	94,807	130,180
TOTAL OPERATING EXPENSES	1,541,484	1,641,240	1,782,659	1,555,625	1,861,945
<u>NON-OPERATING EXPENSES:</u>					
LABOR					
MATERIAL					
OTHER SERVICES		31,188			
TOTAL NON-OPERATING EXPENSE		31,188			

**TRANSIT OPERATIONS
SAFETY, SECURITY, & TRAINING
COMMUNICATION/POWER CONTROL**



92 Total Positions

AREA 0115
COMM & POWER CONTROL

C H I C A G O T R A N S I T A U T H O R I T Y
2002 BUDGET BY CATEGORY

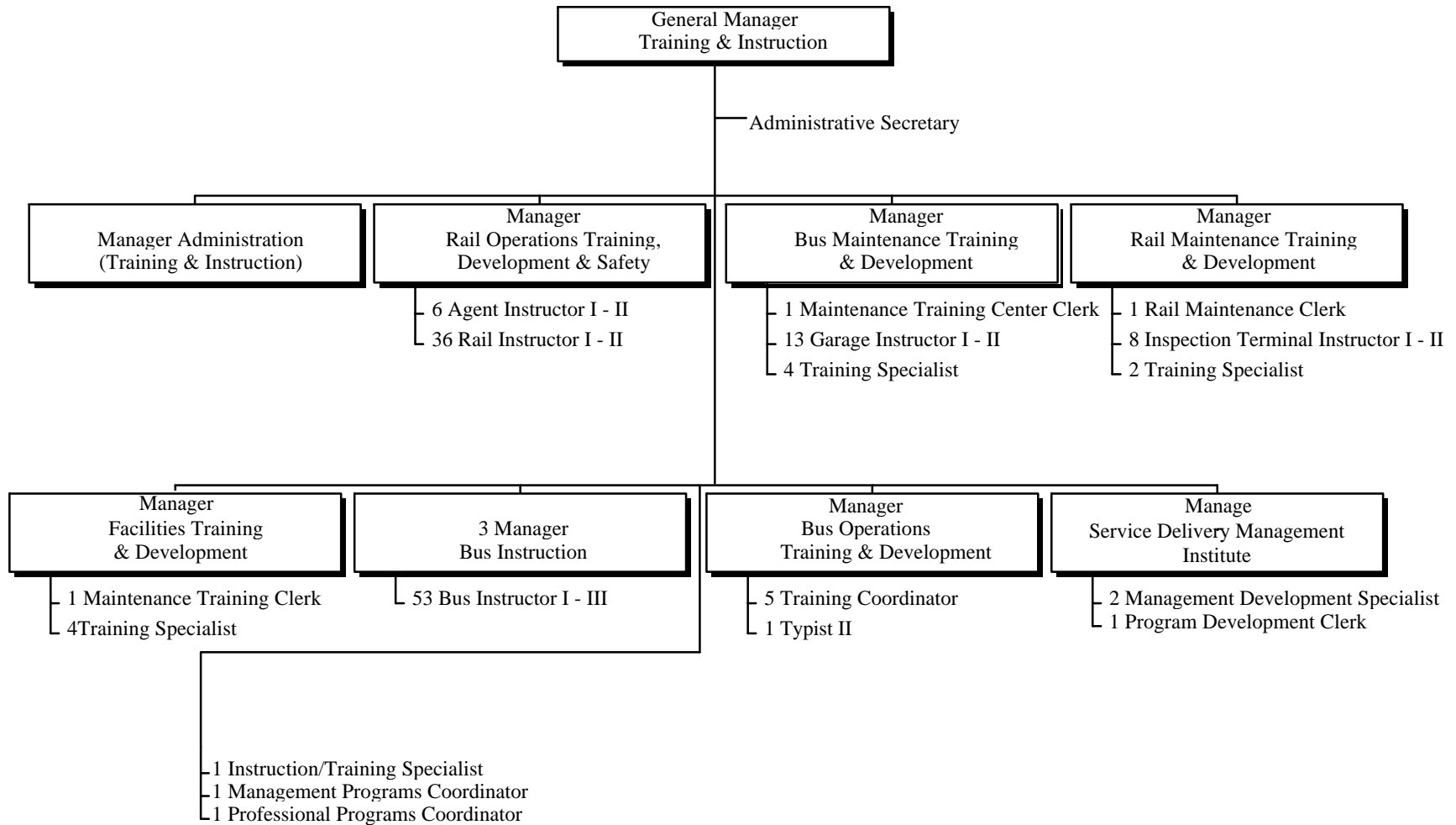
PAGE 1 DATE 09/28/01

ROLLS UP TO AREA 0090

<CTA FISCAL YEAR>

	1999 ACTUAL	2000 ACTUAL	2001 BUDGET	2001 FORECAST	2002 BUDGET
<u>POSITIONS:</u>					
BUDGETED POSITIONS	69	92	92	92	92
STO FULL TIME EQUIVALENT					
TOTAL POSITIONS	69	92	92	92	92
<u>HOURS:</u>					
OPERATING HOURS	143,330	161,327	171,222	159,046	182,142
NON-OPERATING HOURS					
TOTAL HOURS	143,330	161,327	171,222	159,046	182,142
<u>OPERATING EXPENSES:</u>					
LABOR	4,980,258	5,895,433	6,673,010	6,173,690	6,789,706
MATERIAL	30,817	(10,287)	44,598	29,492	29,492
FUEL - REVENUE EQUIPMENT					
ELECTRIC POWER - REV EQUIPMENT					
PROV FOR INJURIES AND DAMAGES					
PURCHASE OF SECURITY SERVICES					
PURCHASE OF PARATRANSIT					
<u>OTHER SERVICES:</u>					
UTILITIES					
MAINTENANCE & REPAIR	159			130	
ADVERTISING & PROMOTION					
CONTRACTUAL SERVICES	14,329	25,036	14,403	34,042	30,000
PROV FOR PASSENGER SECURITY					
LEASES & RENTALS	268,245	421,609	268,242	530,536	530,537
TRAVEL, TRAINING, SEMINARS&DUES	304	2,348	304	2,593	2,593
WARRANTY AND OTHER CREDITS					
GENERAL EXPENSES	9,108		9,108		500
TOTAL OTHER SERVICES	292,145	448,993	292,057	567,301	563,630
TOTAL OPERATING EXPENSES	5,303,220	6,334,139	7,009,665	6,770,483	7,382,828
<u>NON-OPERATING EXPENSES:</u>					
LABOR					
MATERIAL					
OTHER SERVICES	255,302	816,285		1,672,062	1,672,062
TOTAL NON-OPERATING EXPENSE	255,302	816,285		1,672,062	1,672,062

TRANSIT OPERATIONS SAFETY, SECURITY, & TRAINING TRAINING & INSTRUCTION



153 Total Positions

AREA 0180
TRAINING AND INSTRUCTI

CHICAGO TRANSIT AUTHORITY
2002 BUDGET BY CATEGORY

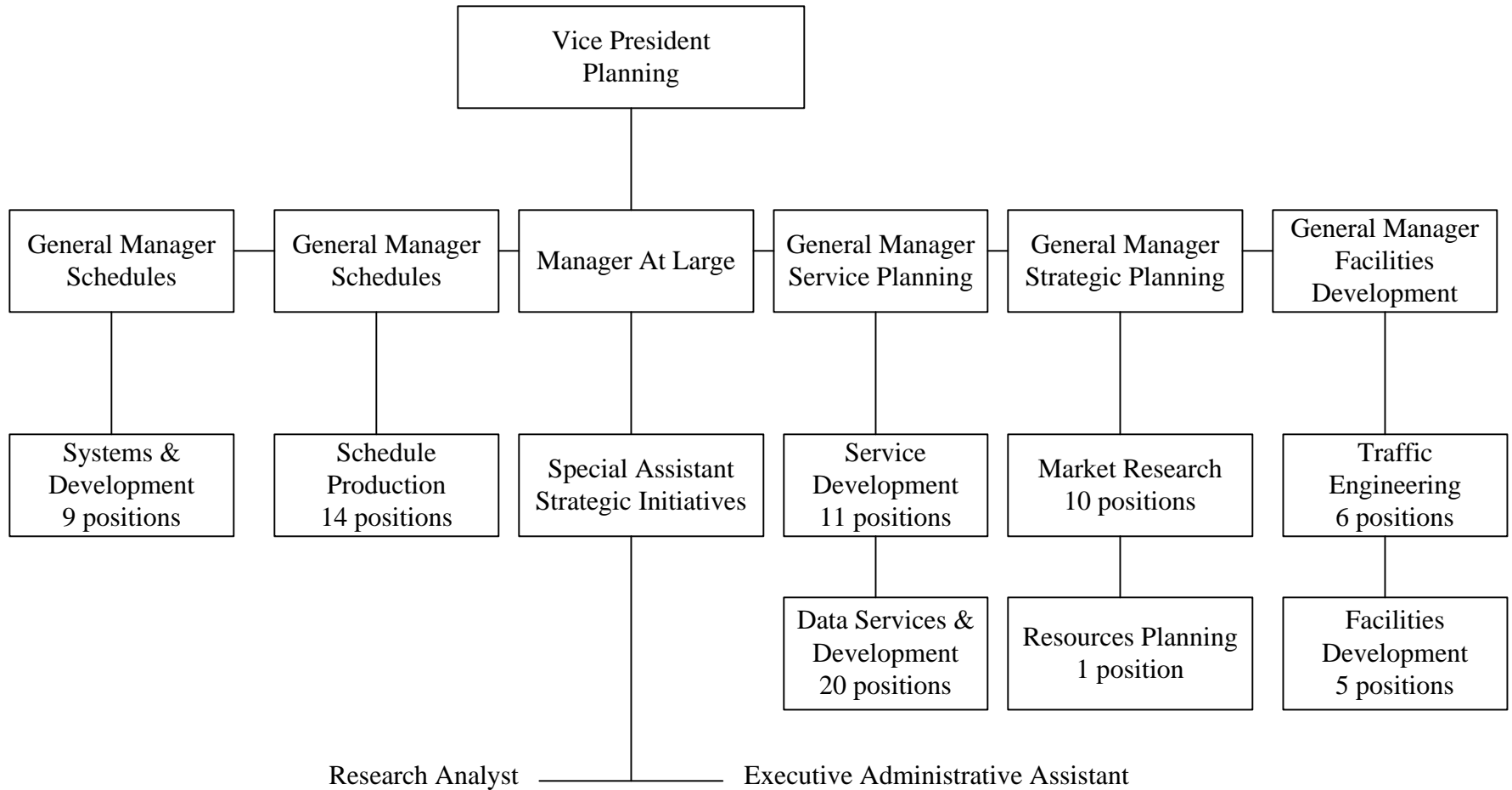
PAGE 1 DATE 09/28/01

ROLLS UP TO AREA 0090

<CTA FISCAL YEAR>

	1999 ACTUAL	2000 ACTUAL	2001 BUDGET	2001 FORECAST	2002 BUDGET
<u>POSITIONS:</u>					
BUDGETED POSITIONS STO FULL TIME EQUIVALENT	139	149	149	149	153
TOTAL POSITIONS	139	149	149	149	153
<u>HOURS:</u>					
OPERATING HOURS	249,983	269,305	275,504	260,135	282,328
NON-OPERATING HOURS					
TOTAL HOURS	249,983	269,305	275,504	260,135	282,328
<u>OPERATING EXPENSES:</u>					
LABOR	8,197,411	8,966,905	9,484,521	8,663,185	10,252,909
MATERIAL	154,861	237,582	197,989	192,293	190,052
FUEL - REVENUE EQUIPMENT					
ELECTRIC POWER - REV EQUIPMENT					
PROV FOR INJURIES AND DAMAGES					
PURCHASE OF SECURITY SERVICES					
PURCHASE OF PARATRANSIT					
<u>OTHER SERVICES:</u>					
UTILITIES					
MAINTENANCE & REPAIR	77,673	52,028	77,672	50,940	50,940
ADVERTISING & PROMOTION					
CONTRACTUAL SERVICES		280			
PROV FOR PASSENGER SECURITY					
LEASES & RENTALS	23,231	2,121	23,207		
TRAVEL, TRAINING, SEMINARS&DUES	79,997	103,176	110,763	86,150	81,598
WARRANTY AND OTHER CREDITS					
GENERAL EXPENSES	11,502	19,777	21,444	14,490	14,493
TOTAL OTHER SERVICES	192,403	177,382	233,086	151,580	147,031
TOTAL OPERATING EXPENSES	8,544,675	9,381,869	9,915,596	9,007,058	10,589,992
<u>NON-OPERATING EXPENSES:</u>					
LABOR					
MATERIAL					
OTHER SERVICES	13,720	448,372	13,720	55,394	55,394
TOTAL NON-OPERATING EXPENSE	13,720	448,372	13,720	55,394	55,394

TRANSIT OPERATIONS PLANNING DIVISION



86 Total Positions

AREA 0004
PLANNING

C H I C A G O T R A N S I T A U T H O R I T Y
2002 BUDGET BY CATEGORY

PAGE 1 DATE 09/28/01

ROLLS UP TO AREA 0100

<CTA FISCAL YEAR>

	1999 ACTUAL	2000 ACTUAL	2001 BUDGET	2001 FORECAST	2002 BUDGET
<u>POSITIONS:</u>					
BUDGETED POSITIONS	73	80	85	85	86
STO FULL TIME EQUIVALENT					
TOTAL POSITIONS	73	80	85	85	86
<u>HOURS:</u>					
OPERATING HOURS	137,176	151,341	158,296	151,621	162,120
NON-OPERATING HOURS	967	(297)	969		
TOTAL HOURS	138,143	151,044	159,265	151,621	162,120
<u>OPERATING EXPENSES:</u>					
LABOR	4,679,299	5,334,669	5,840,166	5,591,321	6,333,053
MATERIAL	56,372	67,211	72,327	66,676	66,642
FUEL - REVENUE EQUIPMENT					
ELECTRIC POWER - REV EQUIPMENT					
PROV FOR INJURIES AND DAMAGES					
PURCHASE OF SECURITY SERVICES					
PURCHASE OF PARATRANSIT					
<u>OTHER SERVICES:</u>					
UTILITIES					
MAINTENANCE & REPAIR	28,250	1,213	33,252		
ADVERTISING & PROMOTION	51,820		29,827		
CONTRACTUAL SERVICES	60,998	580,719	119,759	137,231	149,941
PROV FOR PASSENGER SECURITY					
LEASES & RENTALS	4,569	1,622	3,310		
TRAVEL, TRAINING, SEMINARS&DUES	34,847	30,901	26,775	25,090	25,091
WARRANTY AND OTHER CREDITS					
GENERAL EXPENSES	46,106	20,664	20,088	19,888	23,861
TOTAL OTHER SERVICES	226,590	635,119	233,011	182,209	198,893
TOTAL OPERATING EXPENSES	4,962,261	6,036,999	6,145,504	5,840,206	6,598,588
<u>NON-OPERATING EXPENSES:</u>					
LABOR	20,634	(3,953)	21,510		
MATERIAL					
OTHER SERVICES	1,312,672	913,905	9,404	457,407	443,745
TOTAL NON-OPERATING EXPENSE	1,333,306	909,952	30,914	457,407	443,745

AREA 0110
ADMIN & PARATRANSIT

CHICAGO TRANSIT AUTHORITY
2002 BUDGET BY CATEGORY

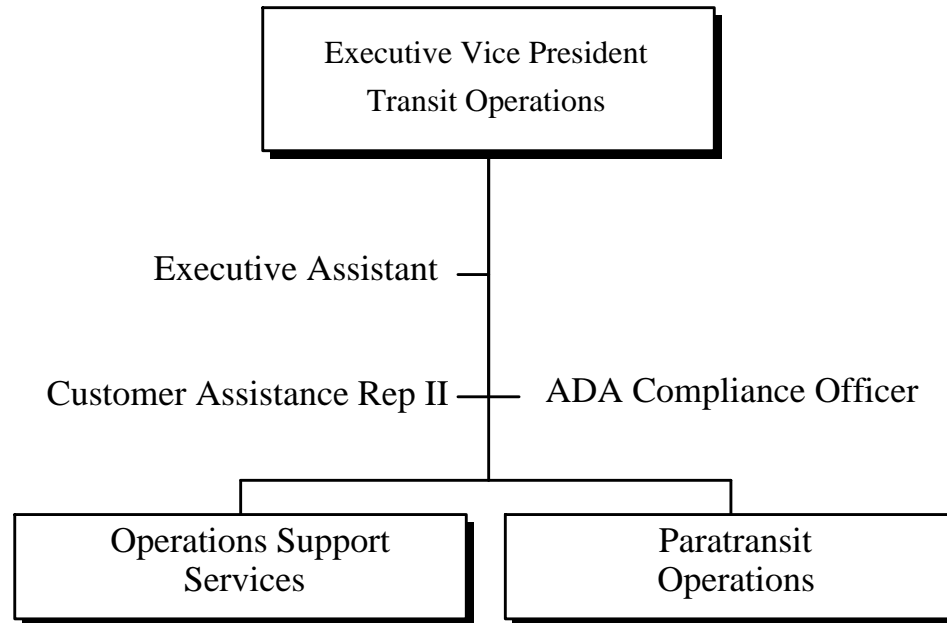
PAGE 1 DATE 09/28/01

ROLLS UP TO AREA 0100

<CTA FISCAL YEAR>

	1999 ACTUAL	2000 ACTUAL	2001 BUDGET	2001 FORECAST	2002 BUDGET
<u>POSITIONS:</u>					
BUDGETED POSITIONS	28	36	36	36	37
STO FULL TIME EQUIVALENT					
TOTAL POSITIONS	28	36	36	36	37
<u>HOURS:</u>					
OPERATING HOURS	53,292	61,116	66,434	54,988	61,280
NON-OPERATING HOURS					
TOTAL HOURS	53,292	61,116	66,434	54,988	61,280
<u>OPERATING EXPENSES:</u>					
LABOR	1,548,647	2,003,381	2,209,104	1,956,253	2,341,465
MATERIAL	20,650	25,522	31,399	39,690	42,522
FUEL - REVENUE EQUIPMENT					
ELECTRIC POWER - REV EQUIPMENT					
PROV FOR INJURIES AND DAMAGES					
PURCHASE OF SECURITY SERVICES					
PURCHASE OF PARATRANSIT	27,213,861	27,043,422	29,859,031	31,325,183	33,590,546
<u>OTHER SERVICES:</u>					
UTILITIES					
MAINTENANCE & REPAIR					
ADVERTISING & PROMOTION					
CONTRACTUAL SERVICES	6,910	2,099	2,409	180	
PROV FOR PASSENGER SECURITY					
LEASES & RENTALS		107		139	
TRAVEL, TRAINING, SEMINARS & DUES	3,435	4,203	3,435		
WARRANTY AND OTHER CREDITS					
GENERAL EXPENSES	66,396	1,631	60,942	713	714
TOTAL OTHER SERVICES	76,741	8,040	66,786	1,032	714
TOTAL OPERATING EXPENSES	28,859,899	29,080,365	32,166,320	33,322,158	35,975,247
<u>NON-OPERATING EXPENSES:</u>					
LABOR					
MATERIAL					
OTHER SERVICES	33,259	3,074			
TOTAL NON-OPERATING EXPENSE	33,259	3,074			

**TRANSIT OPERATIONS
ADMINISTRATION & PARATRANSIT DIVISION
ADMINISTRATION & PARATRANSIT**



3 Total Positions

AREA 0112
ADMIN & PARATRANSIT

C H I C A G O T R A N S I T A U T H O R I T Y
2002 BUDGET BY CATEGORY

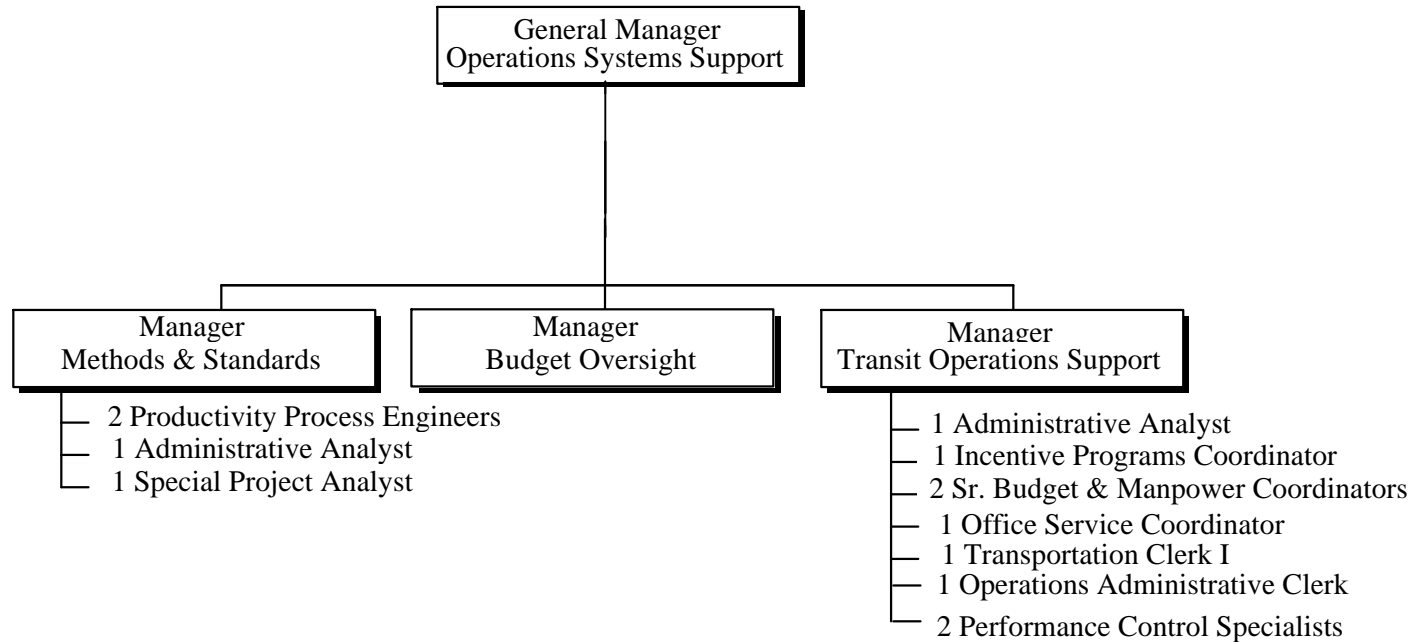
PAGE 1 DATE 09/28/01

ROLLS UP TO AREA 0110

<CTA FISCAL YEAR>

	1999 ACTUAL	2000 ACTUAL	2001 BUDGET	2001 FORECAST	2002 BUDGET
<u>POSITIONS:</u>					
BUDGETED POSITIONS	3	4	3	3	3
STO FULL TIME EQUIVALENT					
TOTAL POSITIONS	3	4	3	3	3
<u>HOURS:</u>					
OPERATING HOURS	6,099	5,344	5,615	4,053	5,616
NON-OPERATING HOURS					
TOTAL HOURS	6,099	5,344	5,615	4,053	5,616
<u>OPERATING EXPENSES:</u>					
LABOR	181,606	173,425	193,310	140,602	199,873
MATERIAL	511	162	501		
FUEL - REVENUE EQUIPMENT					
ELECTRIC POWER - REV EQUIPMENT					
PROV FOR INJURIES AND DAMAGES					
PURCHASE OF SECURITY SERVICES					
PURCHASE OF PARATRANSIT					
<u>OTHER SERVICES:</u>					
UTILITIES					
MAINTENANCE & REPAIR					
ADVERTISING & PROMOTION					
CONTRACTUAL SERVICES					
PROV FOR PASSENGER SECURITY					
LEASES & RENTALS					
TRAVEL, TRAINING, SEMINARS&DUES	3,435	4,203	3,435		
WARRANTY AND OTHER CREDITS					
GENERAL EXPENSES	65,534	933	60,454		
TOTAL OTHER SERVICES	68,969	5,136	63,889		
TOTAL OPERATING EXPENSES	251,086	178,723	257,700	140,602	199,873
<u>NON-OPERATING EXPENSES:</u>					
LABOR					
MATERIAL					
OTHER SERVICES					
TOTAL NON-OPERATING EXPENSE					

TRANSIT OPERATIONS ADMINISTRATION & PARATRANSIT DIVISION OPERATIONS SYSTEMS SUPPORT



17 Total Positions

AREA 0190
OPERATIONS SYS SUPP

C H I C A G O T R A N S I T A U T H O R I T Y
2002 BUDGET BY CATEGORY

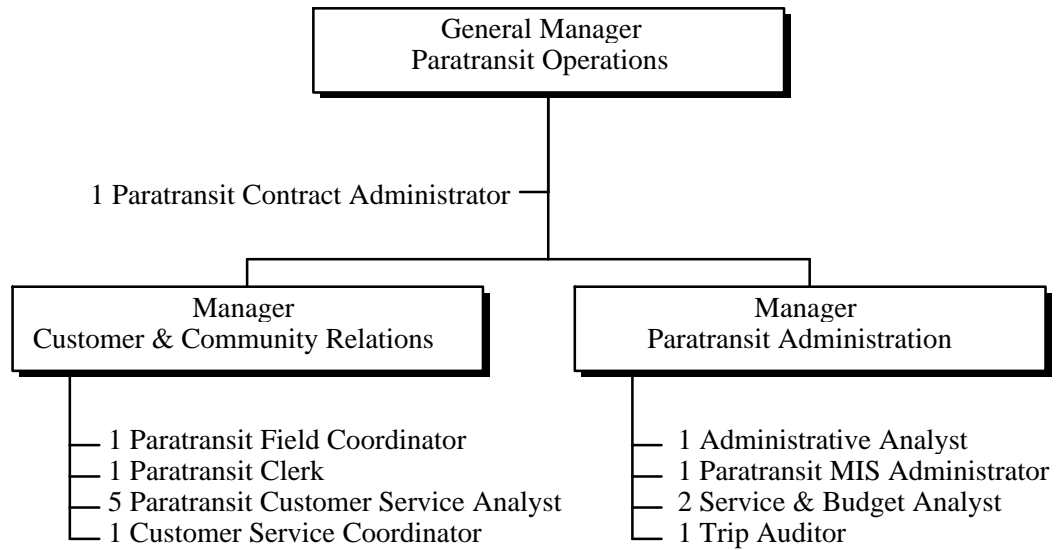
PAGE 1 DATE 09/28/01

ROLLS UP TO AREA 0110

<CTA FISCAL YEAR>

	1999 ACTUAL	2000 ACTUAL	2001 BUDGET	2001 FORECAST	2002 BUDGET
<u>POSITIONS:</u>					
BUDGETED POSITIONS	10	15	16	16	17
STO FULL TIME EQUIVALENT					
TOTAL POSITIONS	10	15	16	16	17
<u>HOURS:</u>					
OPERATING HOURS	19,869	22,770	29,674	22,219	24,160
NON-OPERATING HOURS					
TOTAL HOURS	19,869	22,770	29,674	22,219	24,160
<u>OPERATING EXPENSES:</u>					
LABOR	574,544	787,383	992,344	852,193	916,864
MATERIAL	5,507	5,197	5,334	7,361	7,295
FUEL - REVENUE EQUIPMENT					
ELECTRIC POWER - REV EQUIPMENT					
PROV FOR INJURIES AND DAMAGES					
PURCHASE OF SECURITY SERVICES					
PURCHASE OF PARATRANSIT					
<u>OTHER SERVICES:</u>					
UTILITIES					
MAINTENANCE & REPAIR					
ADVERTISING & PROMOTION					
CONTRACTUAL SERVICES	410		410	180	
PROV FOR PASSENGER SECURITY					
LEASES & RENTALS		107		139	
TRAVEL, TRAINING, SEMINARS&DUES					
WARRANTY AND OTHER CREDITS					
GENERAL EXPENSES	171	32		122	123
TOTAL OTHER SERVICES	581	139	410	441	123
TOTAL OPERATING EXPENSES	580,632	792,719	998,088	859,995	924,282
<u>NON-OPERATING EXPENSES:</u>					
LABOR					
MATERIAL					
OTHER SERVICES					
TOTAL NON-OPERATING EXPENSE					

**TRANSIT OPERATIONS
ADMINISTRATION & PARATRANSIT DIVISION
PARATRANSIT OPERATIONS**



*17 Total
Positions*

AREA 0384
PARATRANSIT OPERATIONS

CHICAGO TRANSIT AUTHORITY
2002 BUDGET BY CATEGORY

PAGE 1 DATE 09/28/01

ROLLS UP TO AREA 0110

<CTA FISCAL YEAR>

	1999 ACTUAL	2000 ACTUAL	2001 BUDGET	2001 FORECAST	2002 BUDGET
<u>POSITIONS:</u>					
BUDGETED POSITIONS	15	17	17	17	17
STO FULL TIME EQUIVALENT					
TOTAL POSITIONS	15	17	17	17	17
<u>HOURS:</u>					
OPERATING HOURS	26,980	33,003	31,145	28,716	31,504
NON-OPERATING HOURS					
TOTAL HOURS	26,980	33,003	31,145	28,716	31,504
<u>OPERATING EXPENSES:</u>					
LABOR	782,632	1,042,573	1,023,450	963,458	1,224,728
MATERIAL	14,631	20,163	25,564	32,329	35,227
FUEL - REVENUE EQUIPMENT					
ELECTRIC POWER - REV EQUIPMENT					
PROV FOR INJURIES AND DAMAGES					
PURCHASE OF SECURITY SERVICES					
PURCHASE OF PARATRANSIT	27,213,861	27,043,422	29,859,031	31,325,183	33,590,546
<u>OTHER SERVICES:</u>					
UTILITIES					
MAINTENANCE & REPAIR					
ADVERTISING & PROMOTION					
CONTRACTUAL SERVICES	6,500	2,099	1,999		
PROV FOR PASSENGER SECURITY					
LEASES & RENTALS					
TRAVEL, TRAINING, SEMINARS & DUES					
WARRANTY AND OTHER CREDITS					
GENERAL EXPENSES	610	667	488	591	591
TOTAL OTHER SERVICES	7,110	2,766	2,487	591	591
TOTAL OPERATING EXPENSES	28,018,234	28,108,924	30,910,532	32,321,561	34,851,092
<u>NON-OPERATING EXPENSES:</u>					
LABOR					
MATERIAL					
OTHER SERVICES	33,259	3,074			
TOTAL NON-OPERATING EXPENSE	33,259	3,074			

Construction, Engineering & Facilities

The Facilities & Development Group is responsible for the acquisition and maintenance of all CTA facilities.

Real Estate

Real Estate

Negotiate leases, easements, and right of entry agreements for the use of property and provide real estate services necessary to acquire property for CTA operations.

Engineering

Engineering

Provide design services and develop capital projects that will rehabilitate CTA's aging infrastructure and extend its useful life at a reasonable cost. Assist outside agencies making transit improvements that benefit CTA.

Capital Construction

Capital Construction

Oversee all capital projects and ensure that all projects stay within program guidelines. Act as liaison between the project management oversight group and the CTA.

Maintenance

System Maintenance Support

Provide for the maintenance and repair of all non-revenue vehicles. Provide vehicle and equipment operators in support of all Construction and Maintenance Group activities. Maintain and repair all communication equipment including telephones, radios, public address systems and CCTV security systems. Provide mechanical and electrical technical support and administrator support to the Maintenance Group.

Power & Way Maintenance

Provide appropriate preventative maintenance and repair to maintain the integrity of all structure, track, signal and power conversion and distribution systems. Complete renewal of all structure, track, signal and power distribution systems in a timely and cost effective manner. Maintain equipment within all applicable government and equipment manufacturer specifications.

Rail Station Appearance

Provide clean and safe rail customer facilities. Maintain elevators and escalators at all properties.

Facility Maintenance

Maintain all CTA facilities. Maintain the water, storm, sewer and pollution control systems and install all signs.

AREA 0503
CONST,ENG & FAC

CHICAGO TRANSIT AUTHORITY
2002 BUDGET BY CATEGORY

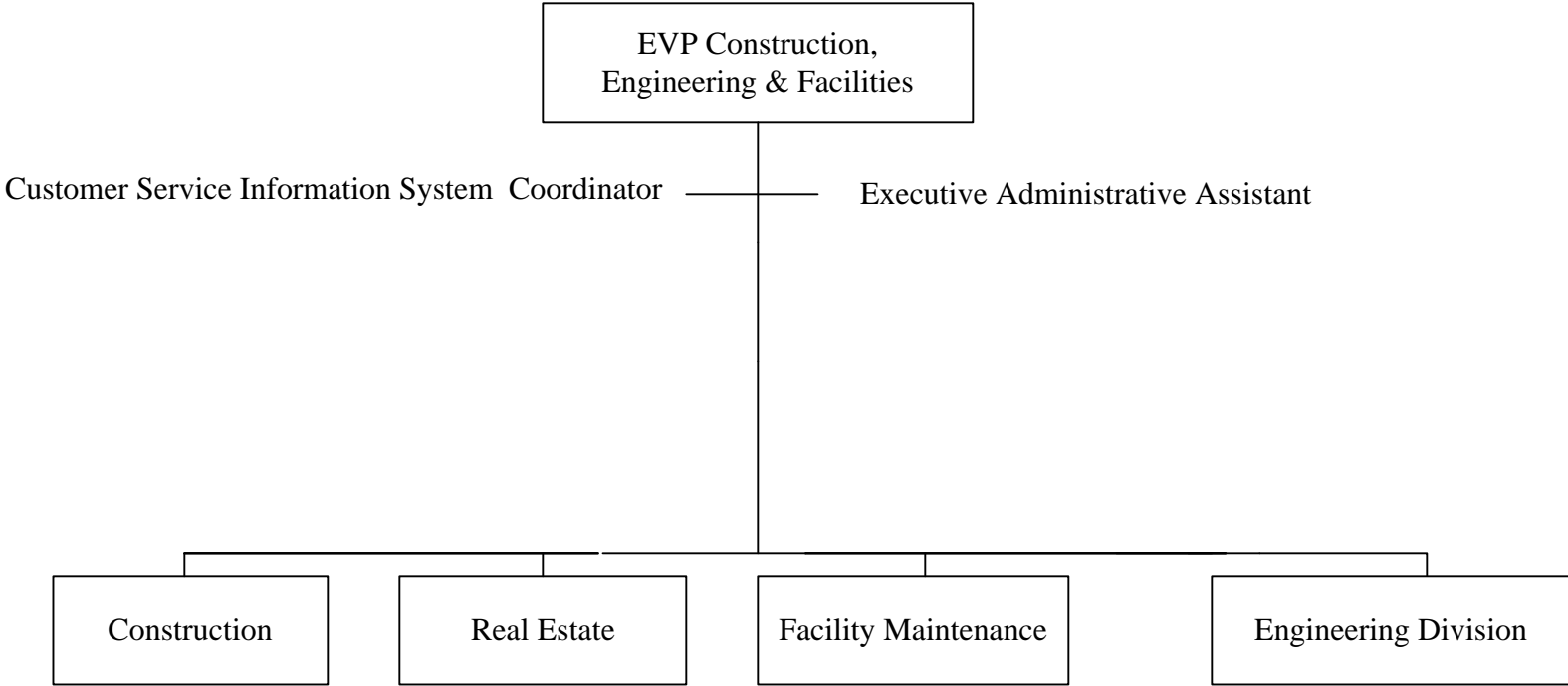
PAGE 1 DATE 09/28/01

ROLLS UP TO AREA 0013

<CTA FISCAL YEAR>

	1999 ACTUAL	2000 ACTUAL	2001 BUDGET	2001 FORECAST	2002 BUDGET
<u>POSITIONS:</u>					
BUDGETED POSITIONS	1,463	1,472	1,486	1,486	1,497
STO FULL TIME EQUIVALENT					
TOTAL POSITIONS	1,463	1,472	1,486	1,486	1,497
<u>HOURS:</u>					
OPERATING HOURS	2,605,882	2,449,401	2,487,107	2,506,381	2,477,279
NON-OPERATING HOURS	526,712	629,375	572,042	563,605	652,500
TOTAL HOURS	3,132,594	3,078,776	3,059,149	3,069,986	3,129,779
<u>OPERATING EXPENSES:</u>					
LABOR	79,489,145	77,085,560	80,980,419	80,192,162	83,691,335
MATERIAL	11,409,770	9,446,668	10,441,350	9,903,973	10,318,011
FUEL - REVENUE EQUIPMENT					
ELECTRIC POWER - REV EQUIPMENT	16,569,862	21,021,791	20,491,810	22,700,028	22,700,400
PROV FOR INJURIES AND DAMAGES					
PURCHASE OF SECURITY SERVICES					
PURCHASE OF PARATRANSIT					
<u>OTHER SERVICES:</u>					
UTILITIES	15,499,254	17,900,464	17,277,011	21,863,292	20,739,871
MAINTENANCE & REPAIR	4,746,461	5,600,341	4,787,984	5,070,858	5,465,066
ADVERTISING & PROMOTION	5,758	3,847	5,728	10,963	10,878
CONTRACTUAL SERVICES	497,081	420,151	683,476	396,202	368,789
PROV FOR PASSENGER SECURITY					
LEASES & RENTALS	4,880,726	4,872,739	4,858,692	5,048,650	5,324,533
TRAVEL, TRAINING, SEMINARS&DUES	46,209	63,313	70,578	75,505	99,493
WARRANTY AND OTHER CREDITS	(53,772)	(63,585)	(24,999)	(66,925)	(23,000)
GENERAL EXPENSES	260,349	255,843	249,166	232,391	977,495
TOTAL OTHER SERVICES	25,882,066	29,053,113	27,907,636	32,630,936	32,963,125
TOTAL OPERATING EXPENSES	133,350,843	136,607,132	139,821,215	145,427,099	149,672,871
<u>NON-OPERATING EXPENSES:</u>					
LABOR	17,264,146	20,949,369	17,466,608	21,474,181	21,689,060
MATERIAL	1,618,688	2,550,791	1,681,708	1,666,892	1,473,148
OTHER SERVICES	44,773,594	99,253,296	43,908,593	98,556,504	98,265,439
TOTAL NON-OPERATING EXPENSE	63,656,428	122,753,456	63,056,909	121,697,577	121,427,647

**CONSTRUCTION, ENGINEERING & FACILITIES
EXECUTIVE VICE PRESIDENT**



4 Total Positions

AREA 0504
CONST,ENG & FAC,EVP

C H I C A G O T R A N S I T A U T H O R I T Y
2002 BUDGET BY CATEGORY

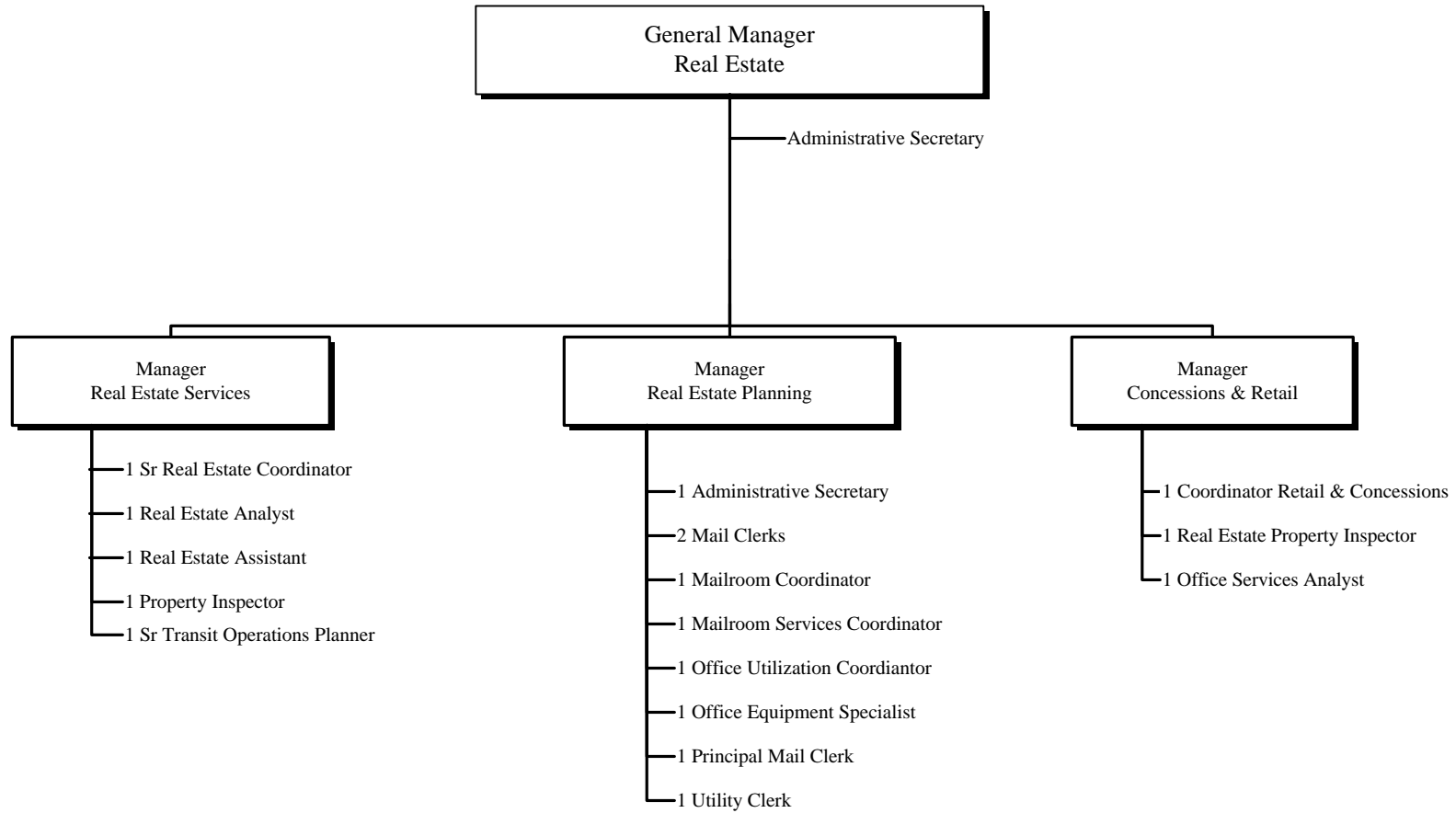
PAGE 1 DATE 09/28/01

ROLLS UP TO AREA 0503

<CTA FISCAL YEAR>

	1999 ACTUAL	2000 ACTUAL	2001 BUDGET	2001 FORECAST	2002 BUDGET
<u>POSITIONS:</u>					
BUDGETED POSITIONS	2	2	3	3	4
STO FULL TIME EQUIVALENT					
TOTAL POSITIONS	2	2	3	3	4
<u>HOURS:</u>					
OPERATING HOURS	3,720	6,680	5,857	8,105	7,808
NON-OPERATING HOURS					
TOTAL HOURS	3,720	6,680	5,857	8,105	7,808
<u>OPERATING EXPENSES:</u>					
LABOR	223,592	363,525	338,057	480,571	498,464
MATERIAL	4,846	7,480	4,843	5,304	5,305
FUEL - REVENUE EQUIPMENT					
ELECTRIC POWER - REV EQUIPMENT					
PROV FOR INJURIES AND DAMAGES					
PURCHASE OF SECURITY SERVICES					
PURCHASE OF PARATRANSIT					
<u>OTHER SERVICES:</u>					
UTILITIES					
MAINTENANCE & REPAIR					
ADVERTISING & PROMOTION					
CONTRACTUAL SERVICES	84	120		164	164
PROV FOR PASSENGER SECURITY					
LEASES & RENTALS					
TRAVEL, TRAINING, SEMINARS&DUES	11,947	6,614	11,948	7,115	7,115
WARRANTY AND OTHER CREDITS					
GENERAL EXPENSES	20	178		825	825
TOTAL OTHER SERVICES	12,051	6,912	11,948	8,104	8,104
TOTAL OPERATING EXPENSES	240,489	377,917	354,848	493,979	511,873
<u>NON-OPERATING EXPENSES:</u>					
LABOR					
MATERIAL					
OTHER SERVICES				146,580	
TOTAL NON-OPERATING EXPENSE				146,580	

CONSTRUCTION, ENGINEERING, & FACILITIES REAL ESTATE



22 Positions

AREA 0094
REAL ESTATE

CHICAGO TRANSIT AUTHORITY
2002 BUDGET BY CATEGORY

PAGE 1 DATE 09/28/01

ROLLS UP TO AREA 0503

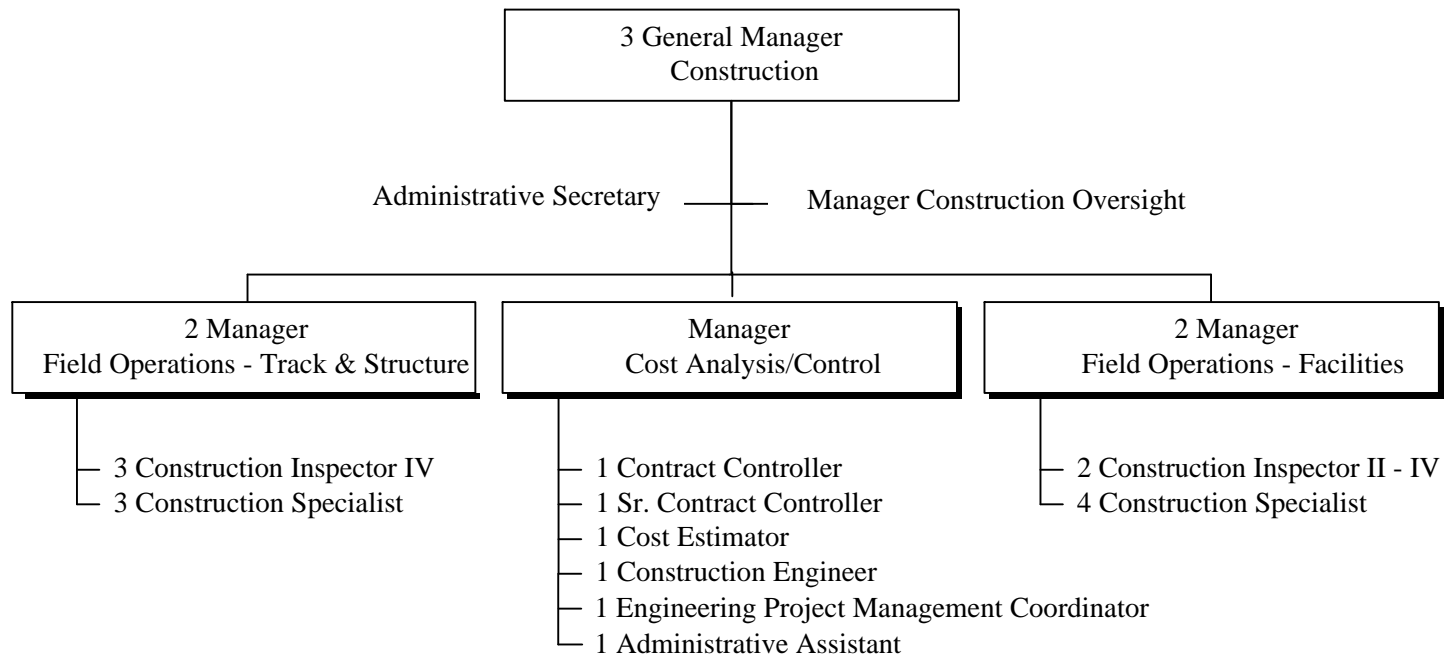
<CTA FISCAL YEAR>

	1999 ACTUAL	2000 ACTUAL	2001 BUDGET	2001 FORECAST	2002 BUDGET
<u>POSITIONS:</u>					
BUDGETED POSITIONS	19	23	23	23	22
STO FULL TIME EQUIVALENT					
TOTAL POSITIONS	19	23	23	23	22
<u>HOURS:</u>					
OPERATING HOURS	38,573	37,797	42,940	34,921	41,224
NON-OPERATING HOURS					
TOTAL HOURS	38,573	37,797	42,940	34,921	41,224
<u>OPERATING EXPENSES:</u>					
LABOR	1,299,142	1,255,312	1,525,714	1,150,487	1,477,748
MATERIAL	23,933	26,126	25,303	18,115	17,686
FUEL - REVENUE EQUIPMENT					
ELECTRIC POWER - REV EQUIPMENT					
PROV FOR INJURIES AND DAMAGES					
PURCHASE OF SECURITY SERVICES					
PURCHASE OF PARATRANSIT					
<u>OTHER SERVICES:</u>					
UTILITIES	325,581	279,158	332,334	279,070	279,071
MAINTENANCE & REPAIR	875,903	877,414	683,790	777,965	777,966
ADVERTISING & PROMOTION	1,380		1,380		
CONTRACTUAL SERVICES	341,390	346,375	340,860	344,725	342,225
PROV FOR PASSENGER SECURITY					
LEASES & RENTALS	4,577,432	4,734,340	4,740,221	5,005,000	5,260,241
TRAVEL, TRAINING, SEMINARS&DUES	5,279	613	4,743		
WARRANTY AND OTHER CREDITS					
GENERAL EXPENSES	5,055	23,819	4,966	2,253	470
TOTAL OTHER SERVICES	6,132,020	6,261,719	6,108,294	6,409,013	6,659,973
TOTAL OPERATING EXPENSES	7,455,095	7,543,157	7,659,311	7,577,615	8,155,407
<u>NON-OPERATING EXPENSES:</u>					
LABOR					
MATERIAL					
OTHER SERVICES	1,719,898	796,474	69,998	544,155	544,155
TOTAL NON-OPERATING EXPENSE	1,719,898	796,474	69,998	544,155	544,155

CONSTRUCTION, ENGINEERING, & FACILITIES

CAPITAL CONSTRUCTION DIVISION

CONSTRUCTION



*28 Total
Positions*

AREA 0963
CONSTRUCTION

CHICAGO TRANSIT AUTHORITY
2002 BUDGET BY CATEGORY

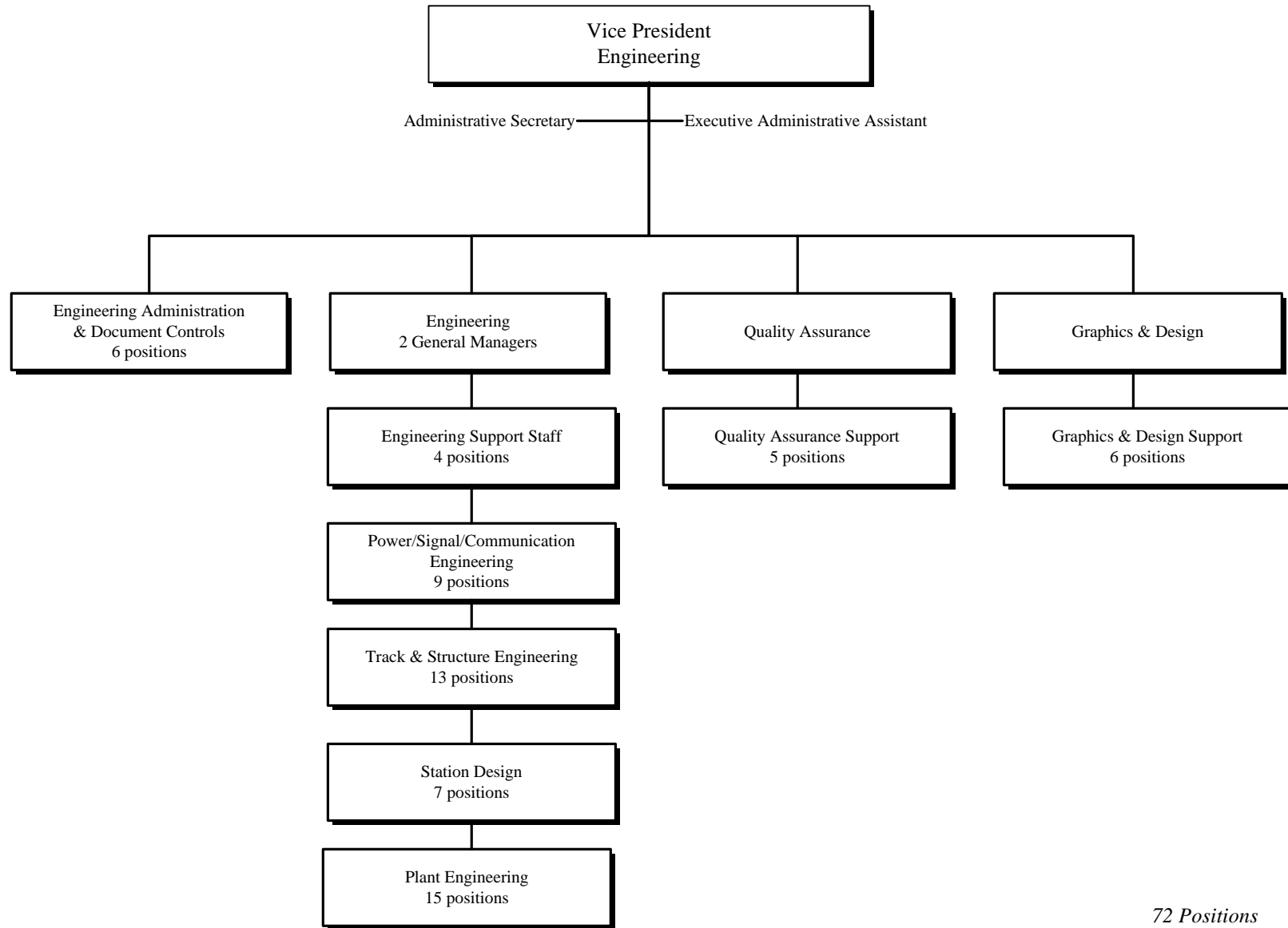
PAGE 1 DATE 09/28/01

ROLLS UP TO AREA 0503

<CTA FISCAL YEAR>

	1999 ACTUAL	2000 ACTUAL	2001 BUDGET	2001 FORECAST	2002 BUDGET
<u>POSITIONS:</u>					
BUDGETED POSITIONS	22	26	27	27	28
STO FULL TIME EQUIVALENT					
TOTAL POSITIONS	22	26	27	27	28
<u>HOURS:</u>					
OPERATING HOURS	23,416	24,781	27,546	30,408	29,270
NON-OPERATING HOURS	19,496	22,900	22,584	19,551	18,008
TOTAL HOURS	42,912	47,681	50,130	49,959	47,278
<u>OPERATING EXPENSES:</u>					
LABOR	886,113	1,076,942	1,160,389	1,357,339	1,153,955
MATERIAL	2,230	8,146	97,120	9,923	1,410
FUEL - REVENUE EQUIPMENT					
ELECTRIC POWER - REV EQUIPMENT					
PROV FOR INJURIES AND DAMAGES					
PURCHASE OF SECURITY SERVICES					
PURCHASE OF PARATRANSIT					
<u>OTHER SERVICES:</u>					
UTILITIES					
MAINTENANCE & REPAIR	147,985				
ADVERTISING & PROMOTION					
CONTRACTUAL SERVICES		59			
PROV FOR PASSENGER SECURITY					
LEASES & RENTALS					
TRAVEL, TRAINING, SEMINARS&DUES	390	3,986	390	4,935	4,936
WARRANTY AND OTHER CREDITS	(53,762)	(63,585)	(24,999)	(66,925)	(23,000)
GENERAL EXPENSES	45,362	17,421	45,289	18,174	43,140
TOTAL OTHER SERVICES	139,975	(42,119)	20,680	(43,816)	25,076
TOTAL OPERATING EXPENSES	1,028,318	1,042,969	1,278,189	1,323,446	1,180,441
<u>NON-OPERATING EXPENSES:</u>					
LABOR	618,664	715,335	665,963	640,565	773,631
MATERIAL		18,736		31,851	28,188
OTHER SERVICES	1,995,619	423,217	2,020,619		
TOTAL NON-OPERATING EXPENSE	2,614,283	1,157,288	2,686,582	672,416	801,819

CONSTRUCTION, ENGINEERING, & FACILITIES ENGINEERING DIVISION



72 Positions

AREA 0940
ENGINEERING

CHICAGO TRANSIT AUTHORITY
2002 BUDGET BY CATEGORY

PAGE 1 DATE 09/28/01

ROLLS UP TO AREA 0503

<CTA FISCAL YEAR>

	1999 ACTUAL	2000 ACTUAL	2001 BUDGET	2001 FORECAST	2002 BUDGET
<u>POSITIONS:</u>					
BUDGETED POSITIONS STO FULL TIME EQUIVALENT	68	72	72	72	72
TOTAL POSITIONS	68	72	72	72	72
<u>HOURS:</u>					
OPERATING HOURS	90,869	66,404	73,245	65,617	62,042
NON-OPERATING HOURS	38,314	73,475	68,256	62,186	83,353
TOTAL HOURS	129,183	139,879	141,501	127,803	145,395
<u>OPERATING EXPENSES:</u>					
LABOR	3,293,074	2,581,546	3,078,577	2,773,645	3,228,799
MATERIAL	73,686	77,135	72,116	86,917	80,946
FUEL - REVENUE EQUIPMENT					
ELECTRIC POWER - REV EQUIPMENT					
PROV FOR INJURIES AND DAMAGES					
PURCHASE OF SECURITY SERVICES					
PURCHASE OF PARATRANSIT					
<u>OTHER SERVICES:</u>					
UTILITIES					
MAINTENANCE & REPAIR	(495,630)	23,157	4,369	24,500	24,500
ADVERTISING & PROMOTION	4,349	2,533	4,348	10,878	10,878
CONTRACTUAL SERVICES	25,216	17,523	61,879	138	
PROV FOR PASSENGER SECURITY					
LEASES & RENTALS	11,105	960	11,105		20,000
TRAVEL, TRAINING, SEMINARS&DUES	14,173	19,930	37,921	32,570	31,242
WARRANTY AND OTHER CREDITS					
GENERAL EXPENSES	14,905	1,213	14,490	3,805	7,500
TOTAL OTHER SERVICES	(425,882)	65,316	134,112	71,891	94,120
TOTAL OPERATING EXPENSES	2,940,878	2,723,997	3,284,805	2,932,453	3,403,865
<u>NON-OPERATING EXPENSES:</u>					
LABOR	1,411,978	2,674,828	1,450,732	2,676,728	3,003,457
MATERIAL	1,222	7,409	991	1,911	1,691
OTHER SERVICES	36,545,001	94,755,006	37,403,160	93,880,101	93,878,884
TOTAL NON-OPERATING EXPENSE	37,958,201	97,437,243	38,854,883	96,558,740	96,884,032

Innovative

We will seek out and encourage
employees who
initiate
change,
improvement, learning
and advancement of our goals.

AREA 0500
MAINTENANCE

C H I C A G O T R A N S I T A U T H O R I T Y
2002 BUDGET BY CATEGORY

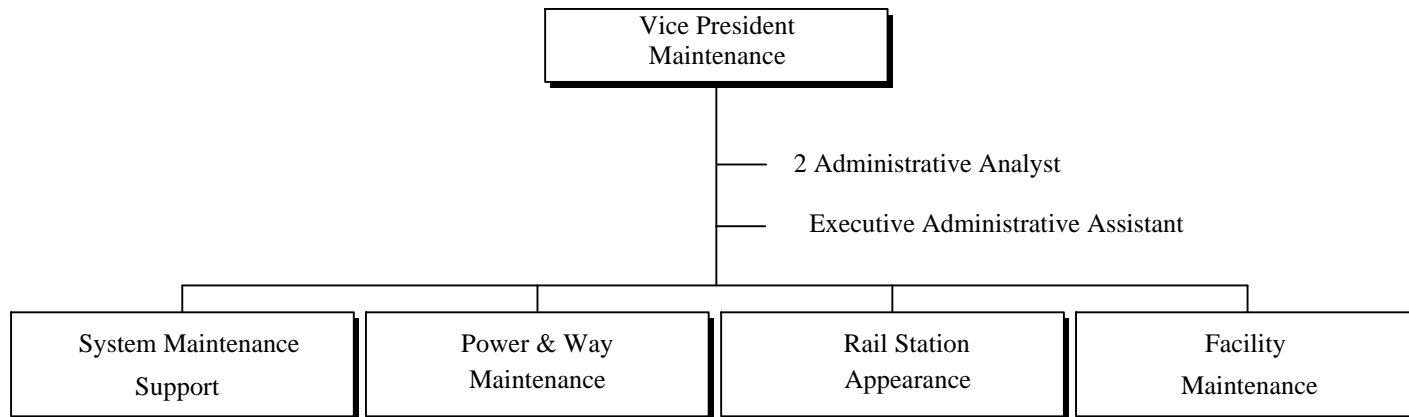
PAGE 1 DATE 09/28/01

ROLLS UP TO AREA 0503

<CTA FISCAL YEAR>

	1999 ACTUAL	2000 ACTUAL	2001 BUDGET	2001 FORECAST	2002 BUDGET
<u>POSITIONS:</u>					
BUDGETED POSITIONS	1,352	1,349	1,361	1,361	1,371
STO FULL TIME EQUIVALENT					
TOTAL POSITIONS	1,352	1,349	1,361	1,361	1,371
<u>HOURS:</u>					
OPERATING HOURS	2,449,304	2,313,739	2,337,519	2,367,330	2,336,935
NON-OPERATING HOURS	468,902	533,000	481,202	481,868	551,139
TOTAL HOURS	2,918,206	2,846,739	2,818,721	2,849,198	2,888,074
<u>OPERATING EXPENSES:</u>					
LABOR	73,787,225	71,808,235	74,877,682	74,430,120	77,332,369
MATERIAL	11,305,075	9,327,783	10,241,968	9,783,714	10,212,664
FUEL - REVENUE EQUIPMENT					
ELECTRIC POWER - REV EQUIPMENT	16,569,862	21,021,791	20,491,810	22,700,028	22,700,400
PROV FOR INJURIES AND DAMAGES					
PURCHASE OF SECURITY SERVICES					
PURCHASE OF PARATRANSIT					
<u>OTHER SERVICES:</u>					
UTILITIES	15,173,673	17,621,306	16,944,677	21,584,222	20,460,800
MAINTENANCE & REPAIR	4,218,203	4,699,770	4,099,825	4,268,393	4,662,600
ADVERTISING & PROMOTION	29	1,314		85	
CONTRACTUAL SERVICES	130,391	56,074	280,737	51,175	26,400
PROV FOR PASSENGER SECURITY					
LEASES & RENTALS	292,189	137,438	107,366	43,650	44,292
TRAVEL, TRAINING, SEMINARS & DUES	14,420	32,170	15,576	30,885	56,200
WARRANTY AND OTHER CREDITS	(10)				
GENERAL EXPENSES	195,007	213,212	184,421	207,334	925,560
TOTAL OTHER SERVICES	20,023,902	22,761,284	21,632,602	26,185,744	26,175,852
TOTAL OPERATING EXPENSES	121,686,064	124,919,093	127,244,062	133,099,606	136,421,285
<u>NON-OPERATING EXPENSES:</u>					
LABOR	15,233,504	17,559,206	15,349,913	18,156,888	17,911,972
MATERIAL	1,617,466	2,524,646	1,680,717	1,633,130	1,443,269
OTHER SERVICES	4,513,075	3,278,600	4,414,816	3,985,668	3,842,400
TOTAL NON-OPERATING EXPENSE	21,364,045	23,362,452	21,445,446	23,775,686	23,197,641

**CONSTRUCTION, ENGINEERING & FACILITIES
MAINTENANCE DIVISION
VICE PRESIDENT**



4 Total Positions

AREA 0502
FACILITY MAINT.,VP

C H I C A G O T R A N S I T A U T H O R I T Y
2002 BUDGET BY CATEGORY

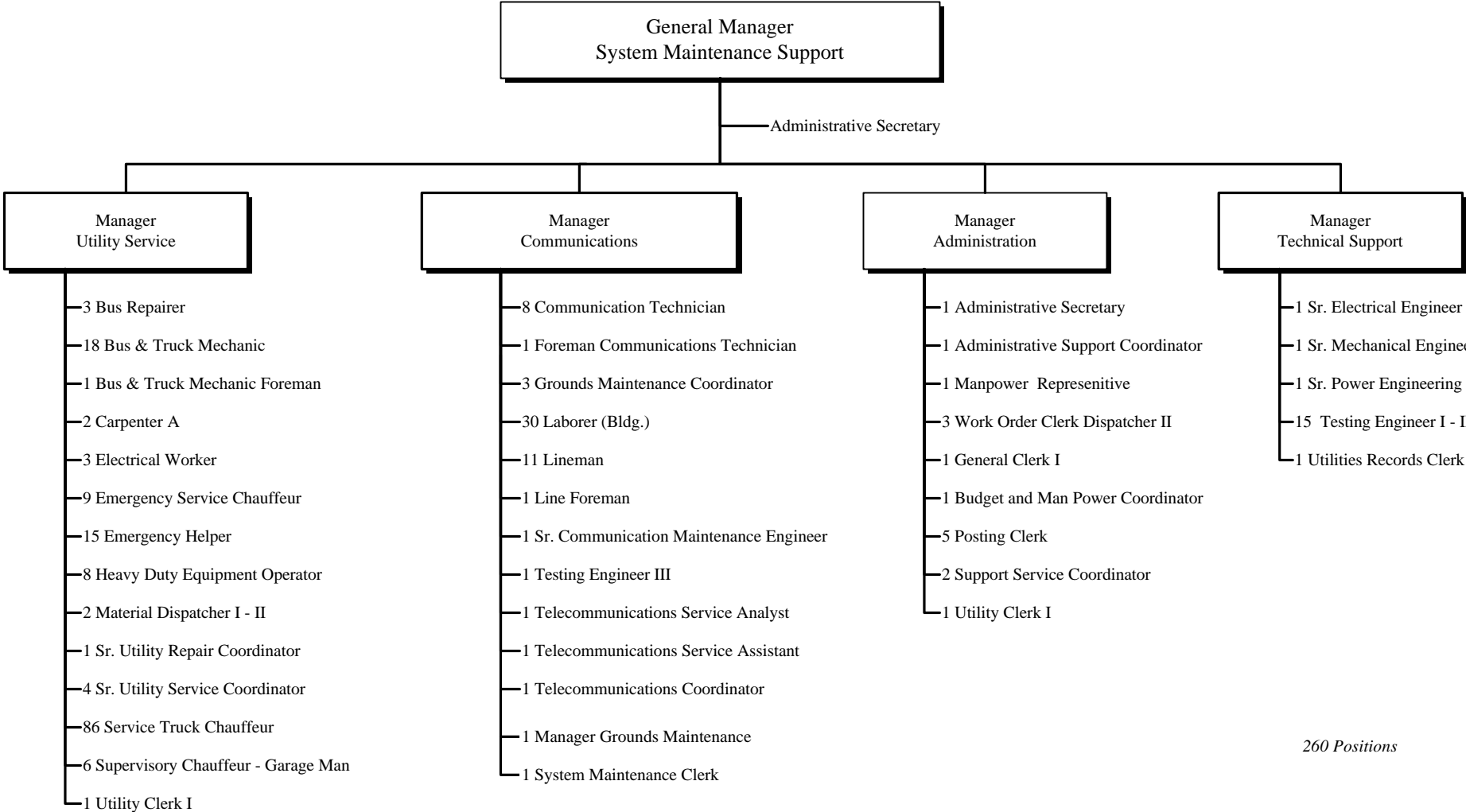
PAGE 1 DATE 09/28/01

ROLLS UP TO AREA 0500

<CTA FISCAL YEAR>

	1999 ACTUAL	2000 ACTUAL	2001 BUDGET	2001 FORECAST	2002 BUDGET
<u>POSITIONS:</u>					
BUDGETED POSITIONS	1	2	4	4	4
STO FULL TIME EQUIVALENT					
TOTAL POSITIONS	1	2	4	4	4
<u>HOURS:</u>					
OPERATING HOURS	1,853	5,176	5,777	8,185	7,688
NON-OPERATING HOURS					
TOTAL HOURS	1,853	5,176	5,777	8,185	7,688
<u>OPERATING EXPENSES:</u>					
LABOR	44,090	226,178	268,604	390,998	408,894
MATERIAL	148	5,791		7,785	9,600
FUEL - REVENUE EQUIPMENT					
ELECTRIC POWER - REV EQUIPMENT					
PROV FOR INJURIES AND DAMAGES					
PURCHASE OF SECURITY SERVICES					
PURCHASE OF PARATRANSIT					
<u>OTHER SERVICES:</u>					
UTILITIES					
MAINTENANCE & REPAIR					
ADVERTISING & PROMOTION					
CONTRACTUAL SERVICES					
PROV FOR PASSENGER SECURITY					
LEASES & RENTALS					
TRAVEL, TRAINING, SEMINARS&DUES	2,767	7,084	2,687	599	26,200
WARRANTY AND OTHER CREDITS					
GENERAL EXPENSES					
TOTAL OTHER SERVICES	2,767	7,084	2,687	599	26,200
TOTAL OPERATING EXPENSES	47,005	239,053	271,291	399,382	444,694
<u>NON-OPERATING EXPENSES:</u>					
LABOR					
MATERIAL					
OTHER SERVICES		402			
TOTAL NON-OPERATING EXPENSE		402			

CONSTRUCTION, ENGINEERING & FACILITIES MAINTENANCE DIVISION SYSTEM MAINTENANCE SUPPORT



260 Positions

C H I C A G O T R A N S I T A U T H O R I T Y
2002 BUDGET BY CATEGORY

PAGE 1 DATE 09/28/01

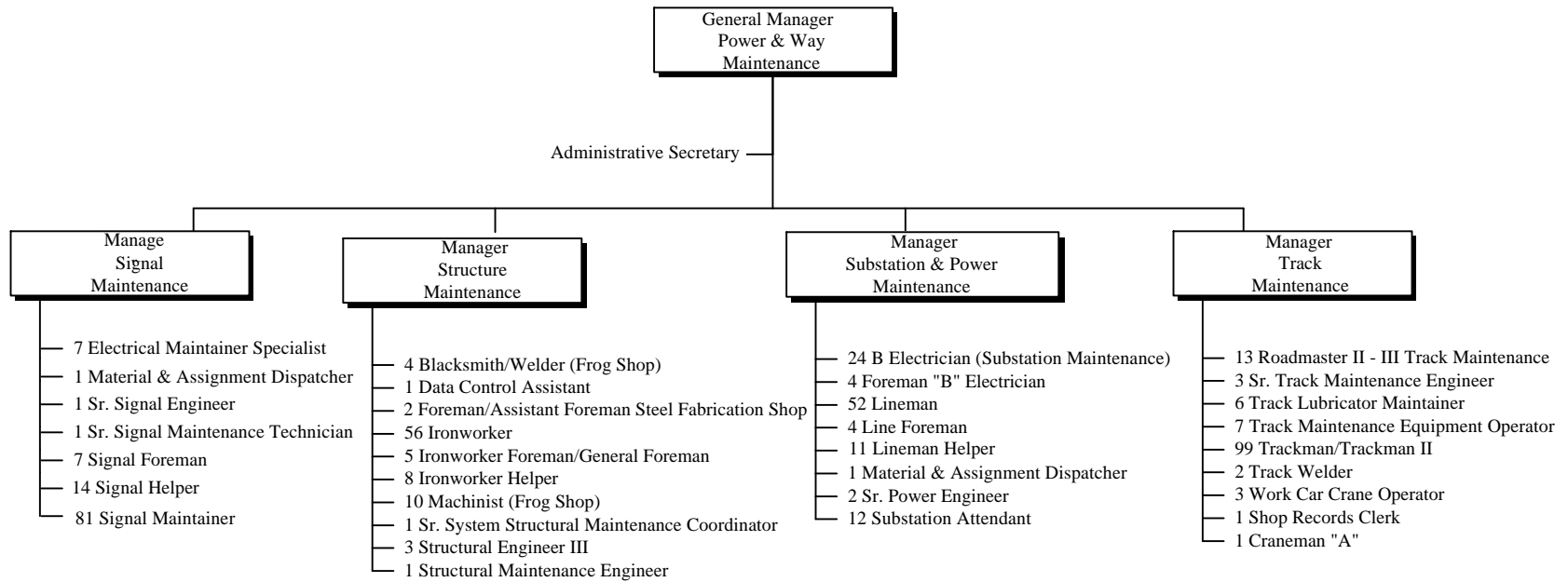
AREA 0530
SYSTEM MAINT SUPPORT

ROLLS UP TO AREA 0500

<CTA FISCAL YEAR>

	1999 ACTUAL	2000 ACTUAL	2001 BUDGET	2001 FORECAST	2002 BUDGET
<u>POSITIONS:</u>					
BUDGETED POSITIONS	253	257	258	258	260
STO FULL TIME EQUIVALENT					
TOTAL POSITIONS	253	257	258	258	260
<u>HOURS:</u>					
OPERATING HOURS	527,156	499,371	499,500	484,359	478,536
NON-OPERATING HOURS	30,829	20,693	30,398	21,398	30,729
TOTAL HOURS	557,985	520,064	529,898	505,757	509,265
<u>OPERATING EXPENSES:</u>					
LABOR	16,033,550	15,546,853	16,126,090	15,303,149	16,379,309
MATERIAL	2,281,922	1,546,690	1,645,530	1,536,137	1,603,196
FUEL - REVENUE EQUIPMENT					
ELECTRIC POWER - REV EQUIPMENT	16,569,862	21,021,791	20,491,810	22,700,028	22,700,400
PROV FOR INJURIES AND DAMAGES					
PURCHASE OF SECURITY SERVICES					
PURCHASE OF PARATRANSIT					
<u>OTHER SERVICES:</u>					
UTILITIES	10,852,726	12,473,891	11,490,349	13,380,783	13,263,200
MAINTENANCE & REPAIR	1,811,850	1,543,136	1,565,877	1,542,777	1,782,600
ADVERTISING & PROMOTION	29	1,000		85	
CONTRACTUAL SERVICES	33,258	2,122	201,307	2,722	2,400
PROV FOR PASSENGER SECURITY					
LEASES & RENTALS	168,702	55,683	30,281	32,853	34,692
TRAVEL, TRAINING, SEMINARS & DUES	3,419	9,903	3,244	15,560	18,000
WARRANTY AND OTHER CREDITS					
GENERAL EXPENSES	18,932	26,661	19,147	22,616	427,560
TOTAL OTHER SERVICES	12,888,916	14,112,396	13,310,205	14,997,396	15,528,452
TOTAL OPERATING EXPENSES	47,774,250	52,227,730	51,573,635	54,536,710	56,211,357
<u>NON-OPERATING EXPENSES:</u>					
LABOR	927,939	652,603	936,779	648,845	860,214
MATERIAL	(38,778)	(12,516)	133		
OTHER SERVICES	1,664,381	1,051,798	1,669,187	596,342	505,200
TOTAL NON-OPERATING EXPENSE	2,553,542	1,691,885	2,606,099	1,245,187	1,365,414

CONSTRUCTION, ENGINEERING & FACILITIES MAINTENANCE DIVISION POWER & WAY MAINTENANCE



454 Total Postions

AREA 0540
POWER & WAY MAINT

C H I C A G O T R A N S I T A U T H O R I T Y
2002 BUDGET BY CATEGORY

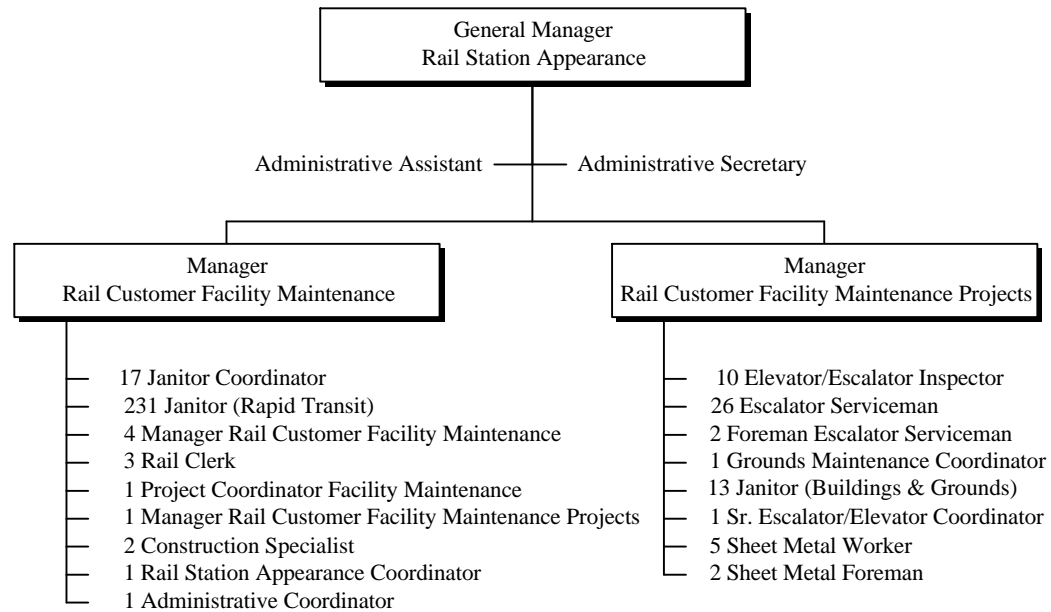
PAGE 1 DATE 09/28/01

ROLLS UP TO AREA 0500

<CTA FISCAL YEAR>

	1999 ACTUAL	2000 ACTUAL	2001 BUDGET	2001 FORECAST	2002 BUDGET
<u>POSITIONS:</u>					
BUDGETED POSITIONS	483	455	454	454	454
STO FULL TIME EQUIVALENT					
TOTAL POSITIONS	483	455	454	454	454
<u>HOURS:</u>					
OPERATING HOURS	706,923	638,887	661,800	698,327	673,760
NON-OPERATING HOURS	366,163	383,514	366,158	345,951	379,117
TOTAL HOURS	1,073,086	1,022,401	1,027,958	1,044,278	1,052,877
<u>OPERATING EXPENSES:</u>					
LABOR	22,520,962	21,428,020	22,813,983	23,283,840	22,949,732
MATERIAL	2,984,424	2,771,967	2,936,937	2,934,522	2,769,924
FUEL - REVENUE EQUIPMENT					
ELECTRIC POWER - REV EQUIPMENT					
PROV FOR INJURIES AND DAMAGES					
PURCHASE OF SECURITY SERVICES					
PURCHASE OF PARATRANSIT					
<u>OTHER SERVICES:</u>					
UTILITIES					
MAINTENANCE & REPAIR	713,731	680,015	559,786	557,784	561,600
ADVERTISING & PROMOTION					
CONTRACTUAL SERVICES	312		312		
PROV FOR PASSENGER SECURITY					
LEASES & RENTALS	43,326	58,724	21,383		
TRAVEL, TRAINING, SEMINARS&DUES	4,594	4,512	4,594	8,244	6,000
WARRANTY AND OTHER CREDITS					
GENERAL EXPENSES	85,550	82,721	83,819	84,988	91,200
TOTAL OTHER SERVICES	847,513	825,972	669,894	651,016	658,800
TOTAL OPERATING EXPENSES	26,352,899	25,025,959	26,420,814	26,869,378	26,378,456
<u>NON-OPERATING EXPENSES:</u>					
LABOR	11,900,520	12,595,177	11,966,095	12,789,192	12,997,093
MATERIAL	1,415,701	2,072,262	1,440,100	1,066,014	941,395
OTHER SERVICES	2,667,115	2,092,209	2,667,118	3,246,515	3,267,600
TOTAL NON-OPERATING EXPENSE	15,983,336	16,759,648	16,073,313	17,101,721	17,206,088

CONSTRUCTION, ENGINEERING & FACILITIES MAINTENANCE DIVISION RAIL STATION APPEARANCE



326 Total Positions

AREA 0575
RAIL STATION APPEAR.

C H I C A G O T R A N S I T A U T H O R I T Y
2002 BUDGET BY CATEGORY

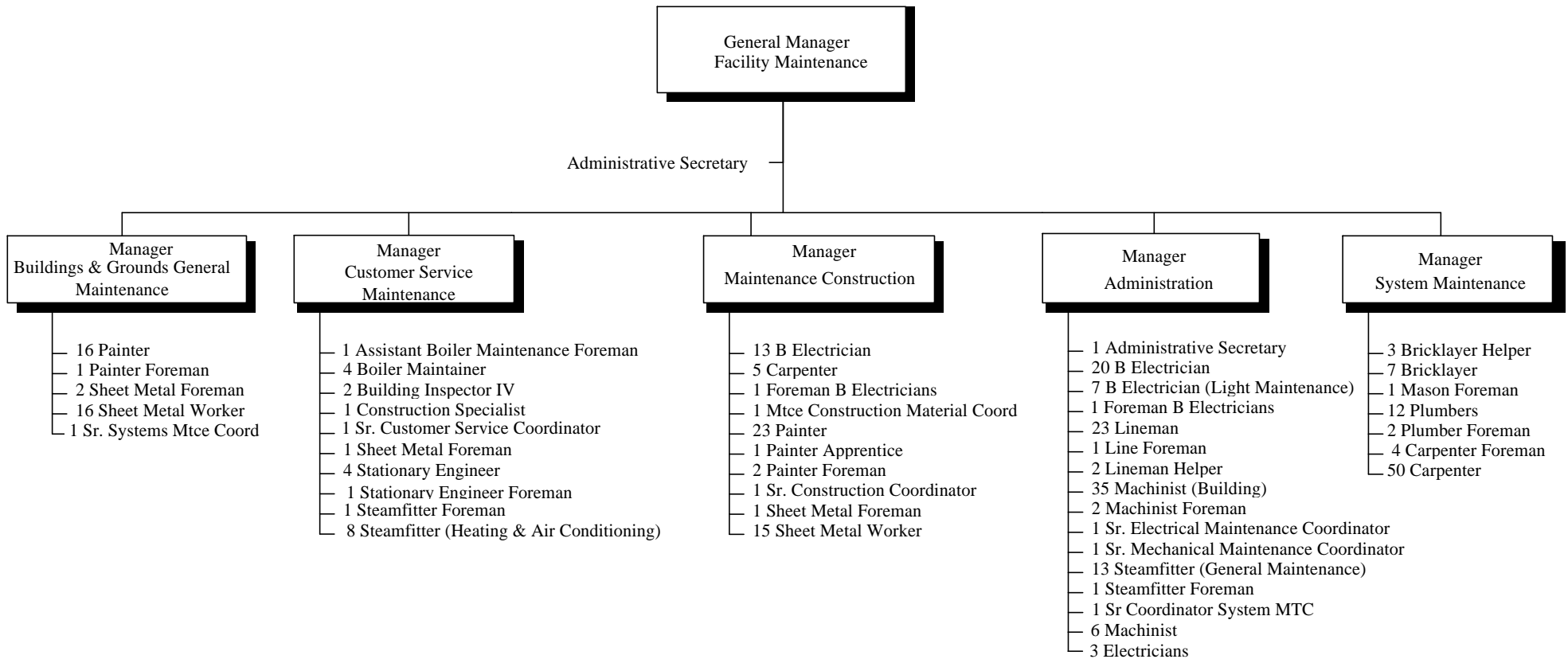
PAGE 1 DATE 09/28/01

ROLLS UP TO AREA 0500

<CTA FISCAL YEAR>

	1999 ACTUAL	2000 ACTUAL	2001 BUDGET	2001 FORECAST	2002 BUDGET
<u>POSITIONS:</u>					
BUDGETED POSITIONS	306	317	318	318	326
STO FULL TIME EQUIVALENT					
TOTAL POSITIONS	306	317	318	318	326
<u>HOURS:</u>					
OPERATING HOURS	625,760	630,097	607,475	606,267	605,935
NON-OPERATING HOURS	1,352	3,816	1,352	12,010	8,079
TOTAL HOURS	627,112	633,913	608,827	618,277	614,014
<u>OPERATING EXPENSES:</u>					
LABOR	15,706,619	16,198,473	16,201,439	16,019,025	17,037,564
MATERIAL	1,446,844	1,055,976	1,640,903	1,236,186	1,776,396
FUEL - REVENUE EQUIPMENT					
ELECTRIC POWER - REV EQUIPMENT					
PROV FOR INJURIES AND DAMAGES					
PURCHASE OF SECURITY SERVICES					
PURCHASE OF PARATRANSIT					
<u>OTHER SERVICES:</u>					
UTILITIES					
MAINTENANCE & REPAIR	505,952	1,203,319	825,935	995,650	1,148,400
ADVERTISING & PROMOTION					
CONTRACTUAL SERVICES	10,332	13,274	10,010	12,045	13,200
PROV FOR PASSENGER SECURITY					
LEASES & RENTALS	5,382		1,066	1,628	
TRAVEL, TRAINING, SEMINARS & DUES	3,640	1,343	5,051		
WARRANTY AND OTHER CREDITS					
GENERAL EXPENSES	11,186	20,740	11,185	13,036	315,600
TOTAL OTHER SERVICES	536,492	1,238,676	853,247	1,022,359	1,477,200
TOTAL OPERATING EXPENSES	17,689,955	18,493,125	18,695,589	18,277,570	20,291,160
<u>NON-OPERATING EXPENSES:</u>					
LABOR	42,302	148,657	45,101	293,204	555,522
MATERIAL	146,142	398,211	146,142	392,799	347,611
OTHER SERVICES		48,080		78,590	49,200
TOTAL NON-OPERATING EXPENSE	188,444	594,948	191,243	764,593	952,333

CONSTRUCTION, ENGINEERING & FACILITIES MAINTENANCE DIVISION FACILITY MAINTENANCE



327 Total Positions

AREA 0580
FACILITY MAINTENANCE

C H I C A G O T R A N S I T A U T H O R I T Y
2002 BUDGET BY CATEGORY

PAGE 1 DATE 09/28/01

ROLLS UP TO AREA 0500

<CTA FISCAL YEAR>

	1999 ACTUAL	2000 ACTUAL	2001 BUDGET	2001 FORECAST	2002 BUDGET
<u>POSITIONS:</u>					
BUDGETED POSITIONS	309	318	327	327	327
STO FULL TIME EQUIVALENT					
TOTAL POSITIONS	309	318	327	327	327
<u>HOURS:</u>					
OPERATING HOURS	587,613	540,208	562,967	570,192	571,016
NON-OPERATING HOURS	70,558	124,976	83,294	102,509	133,214
TOTAL HOURS	658,171	665,184	646,261	672,701	704,230
<u>OPERATING EXPENSES:</u>					
LABOR	19,482,003	18,408,711	19,467,566	19,433,108	20,556,870
MATERIAL	4,591,737	3,947,359	4,018,598	4,069,084	4,053,548
FUEL - REVENUE EQUIPMENT					
ELECTRIC POWER - REV EQUIPMENT					
PROV FOR INJURIES AND DAMAGES					
PURCHASE OF SECURITY SERVICES					
PURCHASE OF PARATRANSIT					
<u>OTHER SERVICES:</u>					
UTILITIES	4,320,948	5,147,415	5,454,328	8,203,439	7,197,600
MAINTENANCE & REPAIR	1,186,671	1,273,299	1,148,227	1,172,182	1,170,000
ADVERTISING & PROMOTION		314			
CONTRACTUAL SERVICES	86,488	40,678	69,108	36,408	10,800
PROV FOR PASSENGER SECURITY					
LEASES & RENTALS	74,779	23,030	54,636	9,169	9,600
TRAVEL, TRAINING, SEMINARS&DUES		9,328		6,482	6,000
WARRANTY AND OTHER CREDITS	(10)				
GENERAL EXPENSES	79,338	83,091	70,270	86,694	91,200
TOTAL OTHER SERVICES	5,748,214	6,577,155	6,796,569	9,514,374	8,485,200
TOTAL OPERATING EXPENSES	29,821,954	28,933,225	30,282,733	33,016,566	33,095,618
<u>NON-OPERATING EXPENSES:</u>					
LABOR	2,362,743	4,162,769	2,401,938	4,425,647	3,499,143
MATERIAL	94,402	66,688	94,342	174,317	154,263
OTHER SERVICES	181,580	86,111	78,511	64,221	20,400
TOTAL NON-OPERATING EXPENSE	2,638,725	4,315,568	2,574,791	4,664,185	3,673,806

Management & Performance

The Management & Performance Group provide support to all departments of the agency. This group affects change throughout the entire agency, provides critical services to our over 11,000 employees, and is responsible for ensuring compliance with streamlining, cost saving, performance, and efficiency goals. The driving motto for this group is “If you’re not serving the customer, your job is serving someone who is.”

Communications

Communications

Responsible for informing our customers, the media and the public about CTA’s services, policies and initiatives through advertising, publications, promotions and press coverage.

Market Development /Special Events

Enhance the value of all aspects of the Authority’s operation by: 1) forging business relationships; 2) developing ridership initiatives; 3) sponsoring special events.

Government & Community Relations

Government &
Community Relations

Coordinate activities with Congress, the Illinois General Assembly, and other governmental units and key staff members on pertinent transit issues. This unit performs research activities to support the agency’s endeavors.

DBE/EEO PROGRAM/Contract Compliance

DBE/EEO Program/Contract Compliance

Ensure that CTA vendors, employees and customers are not the recipients of discriminatory practices in regard to contracting, employment opportunities or service delivery. Increase minority and women vendor participation on CTA contracts.

FINANCE

Treasury

Maintain cash flow of all CTA funds, which includes the management, collection, reporting, reconciliation and distribution of all CTA funds to the appropriate accounts for disbursement and investment purposes. Develop, process, reconcile and distribute pre-paid fare instruments to our sales network. Administer sales of student permits and taxi vouchers; process applications for special user permits; and provide general cashier services. Distribute payroll checks and other disbursements.

Accounting Operations

Responsible for the overall operating activities of payroll and accounts payable. The payroll section prepares payroll for active employees in accordance with the work rules of the unions and guidelines for both Federal and State law. Accounts Payable prepares all invoices for payment of purchased goods and services.

VP Finance / Comptroller

Responsible for preparation of CTA's annual operating budget, general ledger accounting (operating and capital) activities, accounts receivable, physical accountability of the fixed assets of the Authority, financial statement preparation, external reporting, coordination of all audits, bank reconciliation, and analysis of accounts. In addition, Financial Systems maintains the automated general ledger and budget accounting systems. Revenue accounting is responsible for rail revenue.

Capital Investment

Develop and fosters the development of capital investment plans and programs for improvement and expansion of facilities.

Human Resources

Responsible for ensuring open and ongoing dialogue with employees and ensuring that issues of concern to employees are given proper attention and focus.

Personnel Services

Administer the Authority's employment and placement function in accordance with Federal, State, and Local Laws and Collective Bargaining Agreements. Administer programs related to temporarily disabled employees. Administer compliance with Family and Medical Leave Act and the Americans with Disabilities Act provisions.

Medical Services

Conduct employee physical examinations. Review and evaluate employee disability claims. Conduct medical and drug/alcohol screening for all active employees to meet OSHA, FTA, and Authority requirements.

Benefit Services

Responsible for management of all employee insurance programs including health, life, vision and weekly indemnity.

Employee Relations

Responsible for improving communications with employees.

Program Compliance

Provide assistance to all departments of the Authority in the application of progressive discipline standards.

Industrial Relations

Creates a partnership with labor and the CTA.

Technology Development

Research & Development

Identify, research and assist in the implementation of ways to improve CTA's productivity, management and quality of service. Research & Development is also charged with exploring alternative fuels and propulsion devices. The exploration and testing of alternative fuels will hopefully lead to viable solution to minimize negative environmental impacts.

Management Information Systems

Provide new and existing information system services to CTA. Increase the level of proficiency in client/server technology.

Revenue Equipment Tech. & Maintenance

Maintain all revenue equipment and related computer systems supporting this equipment. Monitor and ensure that AFC system is properly recording ridership and fare collection information. Ensure continuous operation of revenue equipment through deployment of maintenance forces twenty-four hours per day.

Purchasing / Warehousing

Purchasing / Warehousing

Responsible for specification, preparation and maintenance, incoming material inspection, vendor performance monitoring/reporting, and document management. Maintain all purchasing/warehousing computer systems. Monitor and ensure that systems are functioning properly. Develop new initiatives to improve purchasing and warehousing. Maximize competition among bidders to provide goods, materials and services to CTA on a timely basis so that CTA's obligation to provide transit services to the public is met at the lowest possible cost. Maintain CTA inventory.

Innovative

We will seek out and encourage
employees who
initiate
change,
improvement, learning
and advancement of our goals.

AREA 0600
MANAGEMENT & PERFORMAN

CHICAGO TRANSIT AUTHORITY
2002 BUDGET BY CATEGORY

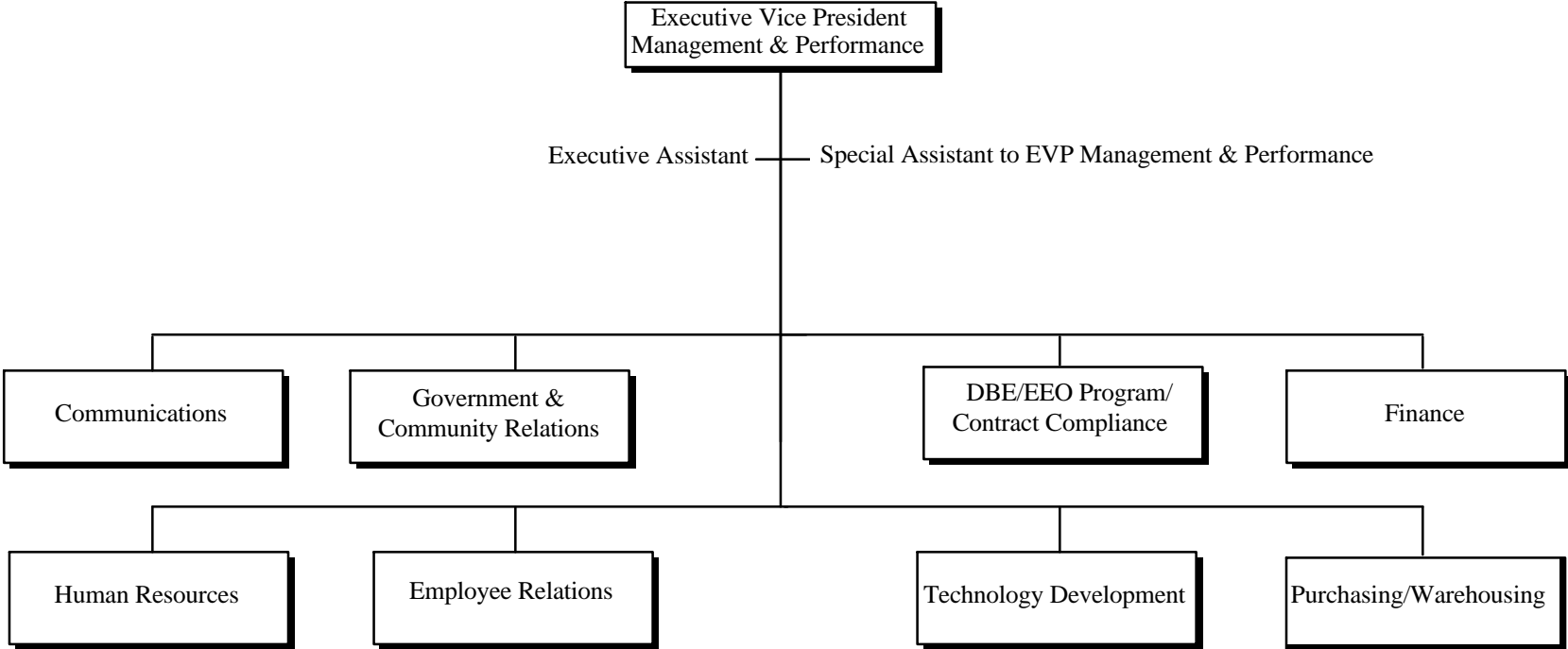
PAGE 1 DATE 09/28/01

ROLLS UP TO AREA 0013

<CTA FISCAL YEAR>

	1999 ACTUAL	2000 ACTUAL	2001 BUDGET	2001 FORECAST	2002 BUDGET
<u>POSITIONS:</u>					
BUDGETED POSITIONS	930	933	956	956	970
STO FULL TIME EQUIVALENT					
TOTAL POSITIONS	930	933	956	956	970
<u>HOURS:</u>					
OPERATING HOURS	1,662,915	1,693,254	1,744,699	1,686,264	1,835,089
NON-OPERATING HOURS	98,206	100,101	108,403	108,154	105,025
TOTAL HOURS	1,761,121	1,793,355	1,853,102	1,794,418	1,940,114
<u>OPERATING EXPENSES:</u>					
LABOR	51,313,535	54,496,327	60,482,269	55,703,710	64,510,092
MATERIAL	4,654,550	3,802,450	4,541,251	4,687,761	4,694,006
FUEL - REVENUE EQUIPMENT					
ELECTRIC POWER - REV EQUIPMENT					
PROV FOR INJURIES AND DAMAGES					
PURCHASE OF SECURITY SERVICES	503,710	525,724	640,883	613,668	613,667
PURCHASE OF PARATRANSIT					
<u>OTHER SERVICES:</u>					
UTILITIES	1,848	933	1,847	289	228
MAINTENANCE & REPAIR	5,132,091	4,396,259	5,817,793	5,150,386	5,406,322
ADVERTISING & PROMOTION	1,938,972	2,006,630	1,933,318	1,550,193	2,299,017
CONTRACTUAL SERVICES	7,169,229	8,945,357	13,046,762	12,138,966	13,206,805
PROV FOR PASSENGER SECURITY					
LEASES & RENTALS	2,118,766	2,541,495	1,822,144	878,310	415,745
TRAVEL, TRAINING, SEMINARS & DUES	232,703	251,589	282,846	276,671	317,930
WARRANTY AND OTHER CREDITS					
GENERAL EXPENSES	625,431	632,741	799,819	439,321	696,643
TOTAL OTHER SERVICES	17,219,040	18,775,004	23,704,529	20,434,136	22,342,690
TOTAL OPERATING EXPENSES	73,690,835	77,599,505	89,368,932	81,439,275	92,160,455
<u>NON-OPERATING EXPENSES:</u>					
LABOR	3,151,751	3,382,569	3,140,355	3,720,414	4,207,961
MATERIAL	(9,394)	(9,669)	493		
OTHER SERVICES	15,691,726	2,359,381	12,175,730	6,038,535	5,831,962
TOTAL NON-OPERATING EXPENSE	18,834,083	5,732,281	15,316,578	9,758,949	10,039,923

**MANAGEMENT & PERFORMANCE
EXECUTIVE VICE PRESIDENT**



3 Total Positions

AREA 0603
MGMT. & PERF., EVP

CHICAGO TRANSIT AUTHORITY
2002 BUDGET BY CATEGORY

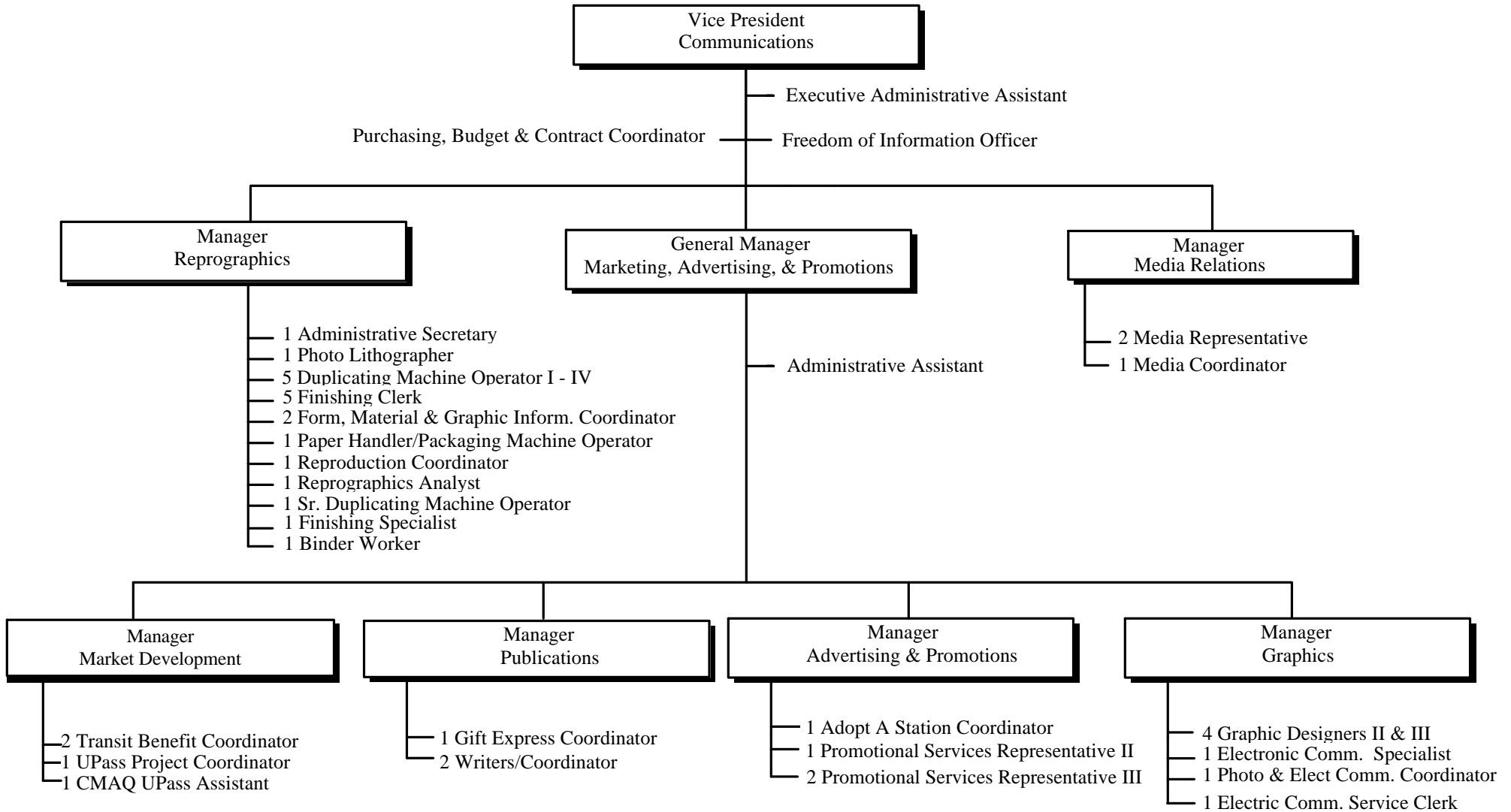
PAGE 1 DATE 09/28/01

ROLLS UP TO AREA 0600

<CTA FISCAL YEAR>

	1999 ACTUAL	2000 ACTUAL	2001 BUDGET	2001 FORECAST	2002 BUDGET
<u>POSITIONS:</u>					
BUDGETED POSITIONS	3	3	3	3	3
STO FULL TIME EQUIVALENT					
TOTAL POSITIONS	3	3	3	3	3
<u>HOURS:</u>					
OPERATING HOURS	7,254	4,432	5,656	4,596	5,776
NON-OPERATING HOURS					
TOTAL HOURS	7,254	4,432	5,656	4,596	5,776
<u>OPERATING EXPENSES:</u>					
LABOR	416,441	263,879	376,100	294,051	319,932
MATERIAL	393	1,563	287	2,948	2,830
FUEL - REVENUE EQUIPMENT					
ELECTRIC POWER - REV EQUIPMENT					
PROV FOR INJURIES AND DAMAGES					
PURCHASE OF SECURITY SERVICES					
PURCHASE OF PARATRANSIT					
<u>OTHER SERVICES:</u>					
UTILITIES					
MAINTENANCE & REPAIR	914		914		
ADVERTISING & PROMOTION					
CONTRACTUAL SERVICES	474	72	267	34	
PROV FOR PASSENGER SECURITY					
LEASES & RENTALS	1,156	572	1,156		
TRAVEL, TRAINING, SEMINARS & DUES	15,106	11,101	15,104	11,766	41,766
WARRANTY AND OTHER CREDITS					
GENERAL EXPENSES	3,950	1,983	3,871	404	
TOTAL OTHER SERVICES	21,600	13,728	21,312	12,204	41,766
TOTAL OPERATING EXPENSES	438,434	279,170	397,699	309,203	364,528
<u>NON-OPERATING EXPENSES:</u>					
LABOR					
MATERIAL					
OTHER SERVICES					
TOTAL NON-OPERATING EXPENSE					

MANAGEMENT & PERFORMANCE COMMUNICATIONS



53 Total Positions

AREA 0055
COMMUNICATIONS

C H I C A G O T R A N S I T A U T H O R I T Y
2002 BUDGET BY CATEGORY

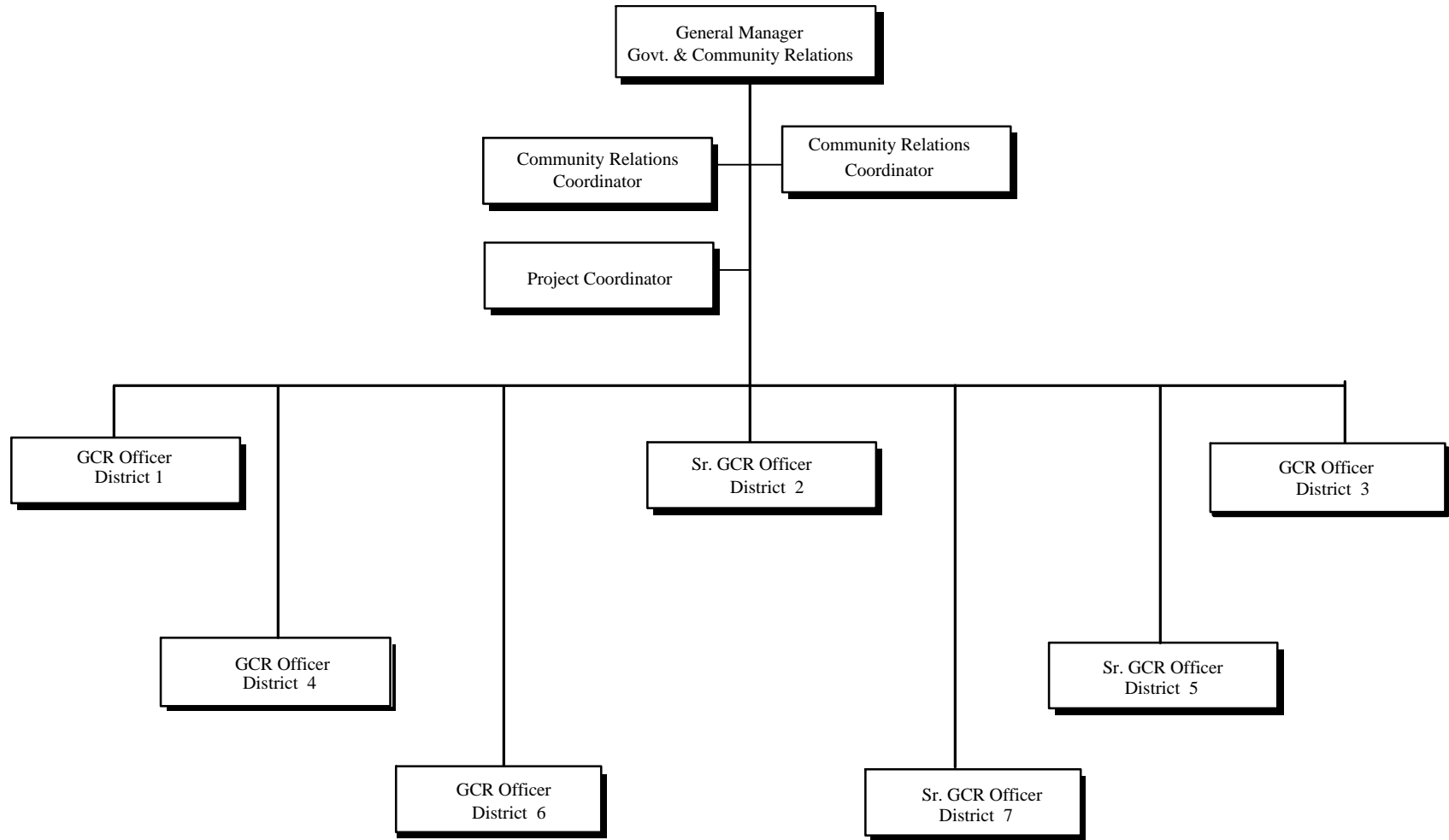
PAGE 1 DATE 09/28/01

ROLLS UP TO AREA 0600

<CTA FISCAL YEAR>

	1999 ACTUAL	2000 ACTUAL	2001 BUDGET	2001 FORECAST	2002 BUDGET
<u>POSITIONS:</u>					
BUDGETED POSITIONS	53	51	53	53	53
STO FULL TIME EQUIVALENT					
TOTAL POSITIONS	53	51	53	53	53
<u>HOURS:</u>					
OPERATING HOURS	94,715	95,816	99,628	94,636	100,288
NON-OPERATING HOURS	90		90	828	
TOTAL HOURS	94,805	95,816	99,718	95,464	100,288
<u>OPERATING EXPENSES:</u>					
LABOR	2,967,730	3,115,333	3,321,317	3,186,114	3,421,058
MATERIAL	438,943	346,105	369,624	308,238	304,234
FUEL - REVENUE EQUIPMENT					
ELECTRIC POWER - REV EQUIPMENT					
PROV FOR INJURIES AND DAMAGES					
PURCHASE OF SECURITY SERVICES					
PURCHASE OF PARATRANSIT					
<u>OTHER SERVICES:</u>					
UTILITIES					
MAINTENANCE & REPAIR	202,409	45,055	202,411	96,686	96,685
ADVERTISING & PROMOTION	1,921,552	1,956,043	1,893,892	1,515,881	2,218,389
CONTRACTUAL SERVICES	55,464	458,553	1,455,795	441,529	441,529
PROV FOR PASSENGER SECURITY					
LEASES & RENTALS	331,669	342,444	331,668	319,963	350,000
TRAVEL, TRAINING, SEMINARS & DUES	4,984	6,844	4,656	6,013	5,549
WARRANTY AND OTHER CREDITS					
GENERAL EXPENSES	108,195	9,310	12,389	2,447	1,995
TOTAL OTHER SERVICES	2,624,273	2,818,249	3,900,811	2,382,519	3,114,147
TOTAL OPERATING EXPENSES	6,030,946	6,279,687	7,591,752	5,876,871	6,839,439
<u>NON-OPERATING EXPENSES:</u>					
LABOR	2,509		2,510	15,353	
MATERIAL	(3,647)	(2,101)			
OTHER SERVICES	156,417	120,522	156,415	216,576	209,171
TOTAL NON-OPERATING EXPENSE	155,279	118,421	158,925	231,929	209,171

MANAGEMENT & PERFORMANCE GOVERNMENT & COMMUNITY RELATIONS



11 Total Positions

AREA 0007
GOVT & COMM RELATIONS

CHICAGO TRANSIT AUTHORITY
2002 BUDGET BY CATEGORY

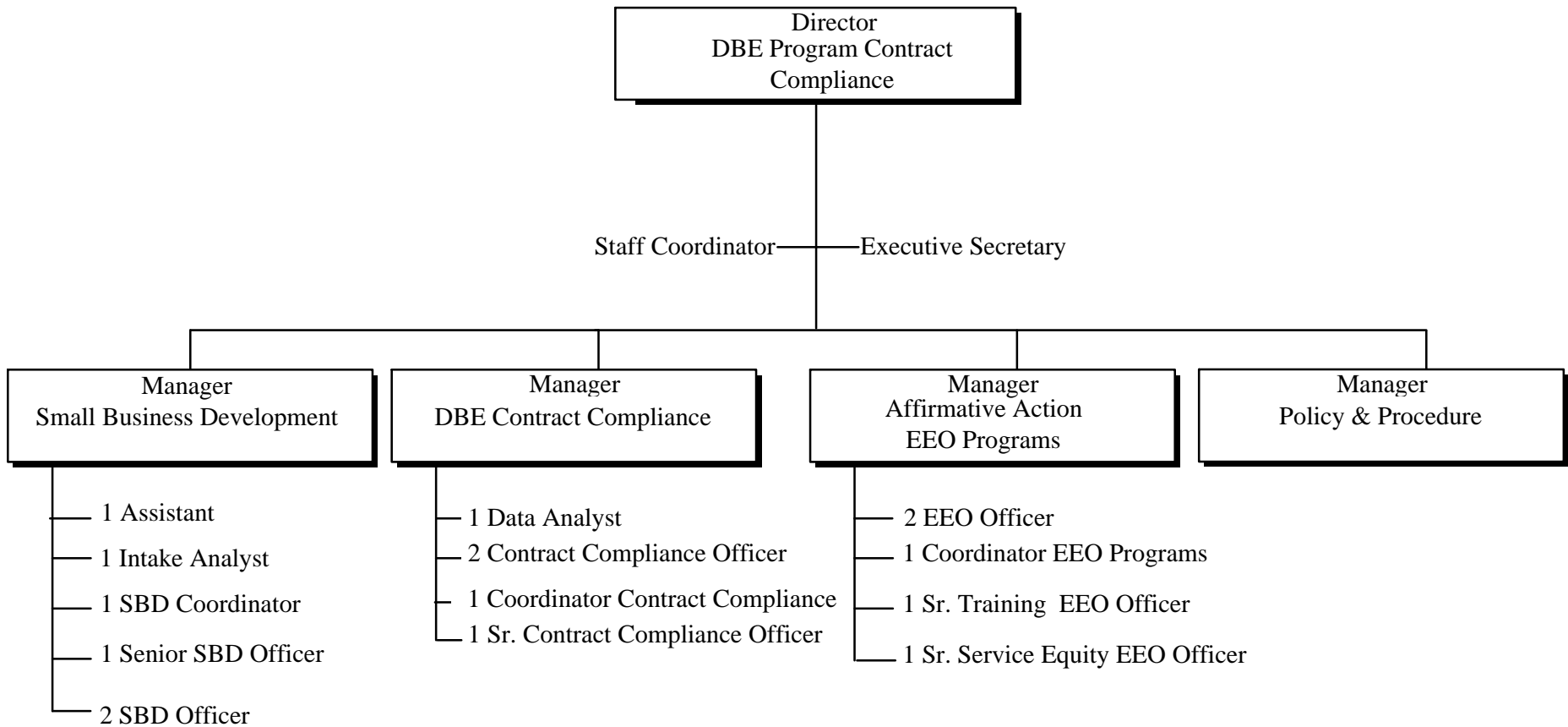
ROLLS UP TO AREA 0600

<CTA FISCAL YEAR>

	1999 ACTUAL	2000 ACTUAL	2001 BUDGET	2001 FORECAST	2002 BUDGET
<u>POSITIONS:</u>					
BUDGETED POSITIONS	4	8	11	11	11
STO FULL TIME EQUIVALENT					
TOTAL POSITIONS	4	8	11	11	11
<u>HOURS:</u>					
OPERATING HOURS	6,296	16,520	21,071	21,616	21,072
NON-OPERATING HOURS					
TOTAL HOURS	6,296	16,520	21,071	21,616	21,072
<u>OPERATING EXPENSES:</u>					
LABOR	277,263	684,053	853,551	918,766	965,089
MATERIAL	850	1,081	825	2,684	2,609
FUEL - REVENUE EQUIPMENT					
ELECTRIC POWER - REV EQUIPMENT					
PROV FOR INJURIES AND DAMAGES					
PURCHASE OF SECURITY SERVICES					
PURCHASE OF PARATRANSIT					
<u>OTHER SERVICES:</u>					
UTILITIES					
MAINTENANCE & REPAIR					
ADVERTISING & PROMOTION		286			30,000
CONTRACTUAL SERVICES	260,147	362,964	410,495	321,467	558,467
PROV FOR PASSENGER SECURITY					
LEASES & RENTALS	4,091	3,784	4,091	4,278	4,280
TRAVEL, TRAINING, SEMINARS & DUES	4,238	19,707	15,003	17,535	17,534
WARRANTY AND OTHER CREDITS					
GENERAL EXPENSES	11,431	16,070	11,430	14,657	42,312
TOTAL OTHER SERVICES	279,907	402,811	441,019	357,937	652,593
TOTAL OPERATING EXPENSES	558,020	1,087,945	1,295,395	1,279,387	1,620,291
<u>NON-OPERATING EXPENSES:</u>					
LABOR					
MATERIAL					
OTHER SERVICES					
TOTAL NON-OPERATING EXPENSE					

MANAGEMENT & PERFORMANCE

DBE/EEO PROGRAM/CONTRACT COMPLIANCE



23 Total Positions

AREA 0615
DBE / EEOC

C H I C A G O T R A N S I T A U T H O R I T Y
2002 BUDGET BY CATEGORY

PAGE 1 DATE 09/28/01

ROLLS UP TO AREA 0600

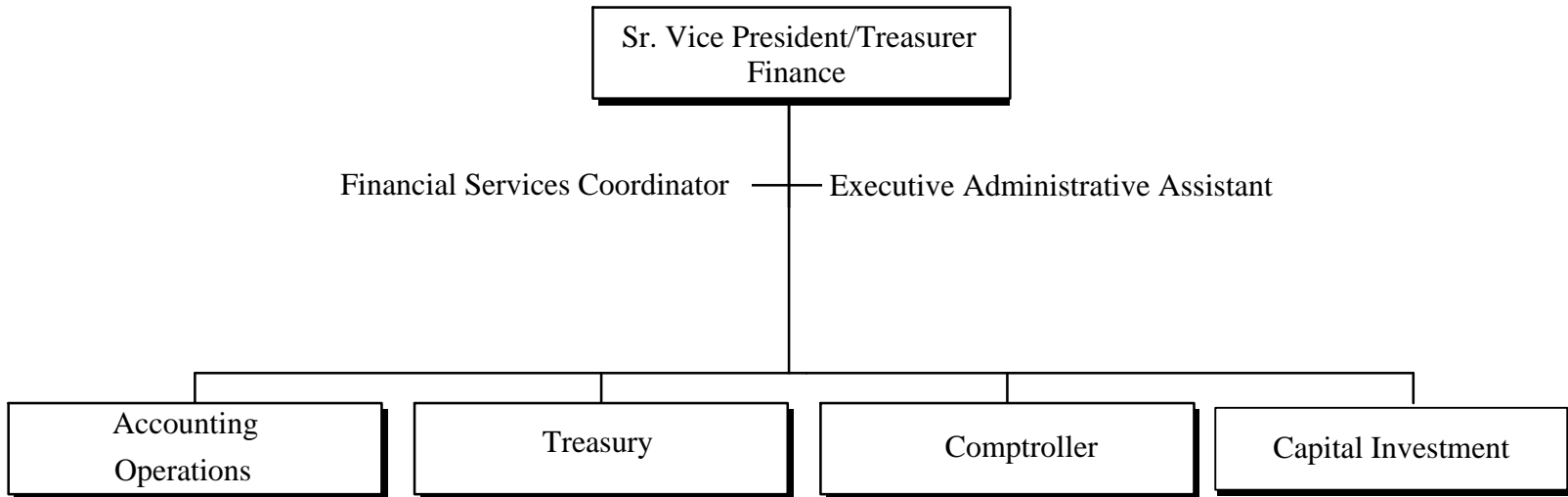
<CTA FISCAL YEAR>

	1999 ACTUAL	2000 ACTUAL	2001 BUDGET	2001 FORECAST	2002 BUDGET
<u>POSITIONS:</u>					
BUDGETED POSITIONS STO FULL TIME EQUIVALENT	15	15	23	23	23
TOTAL POSITIONS	15	15	23	23	23
<u>HOURS:</u>					
OPERATING HOURS	20,524	20,319	34,734	21,106	26,344
NON-OPERATING HOURS	8,887	13,198	8,941	18,210	17,350
TOTAL HOURS	29,411	33,517	43,675	39,316	43,694
<u>OPERATING EXPENSES:</u>					
LABOR	730,093	823,356	1,350,283	880,005	949,945
MATERIAL	9,186	5,974	11,526	9,619	8,989
FUEL - REVENUE EQUIPMENT					
ELECTRIC POWER - REV EQUIPMENT					
PROV FOR INJURIES AND DAMAGES					
PURCHASE OF SECURITY SERVICES					
PURCHASE OF PARATRANSIT					
<u>OTHER SERVICES:</u>					
UTILITIES					
MAINTENANCE & REPAIR					
ADVERTISING & PROMOTION		1,778	2,004		2,000
CONTRACTUAL SERVICES	238	1,316	50,004	1,187	26,186
PROV FOR PASSENGER SECURITY					
LEASES & RENTALS		635			
TRAVEL, TRAINING, SEMINARS&DUES	8,062	12,426	15,994	15,367	21,867
WARRANTY AND OTHER CREDITS					
GENERAL EXPENSES	10,765	7,368	28,229	3,252	6,452
TOTAL OTHER SERVICES	19,065	23,523	96,231	19,806	56,505
TOTAL OPERATING EXPENSES	758,344	852,853	1,458,040	909,430	1,015,439
<u>NON-OPERATING EXPENSES:</u>					
LABOR	286,452	433,654	287,895	588,517	599,802
MATERIAL					
OTHER SERVICES	44,648	32,484	44,648	42,191	42,191
TOTAL NON-OPERATING EXPENSE	331,100	466,138	332,543	630,708	641,993

Professional

We will be dependable for
our customers and
fellow
employees,
and will maintain the
highest standards of trust.

**MANAGEMENT & PERFORMANCE
FINANCE
SENIOR VICE PRESIDENT/TREASURER**



3 Total Positions

AREA 0703
SVP, TREASURER-FINANCE

CHICAGO TRANSIT AUTHORITY
2002 BUDGET BY CATEGORY

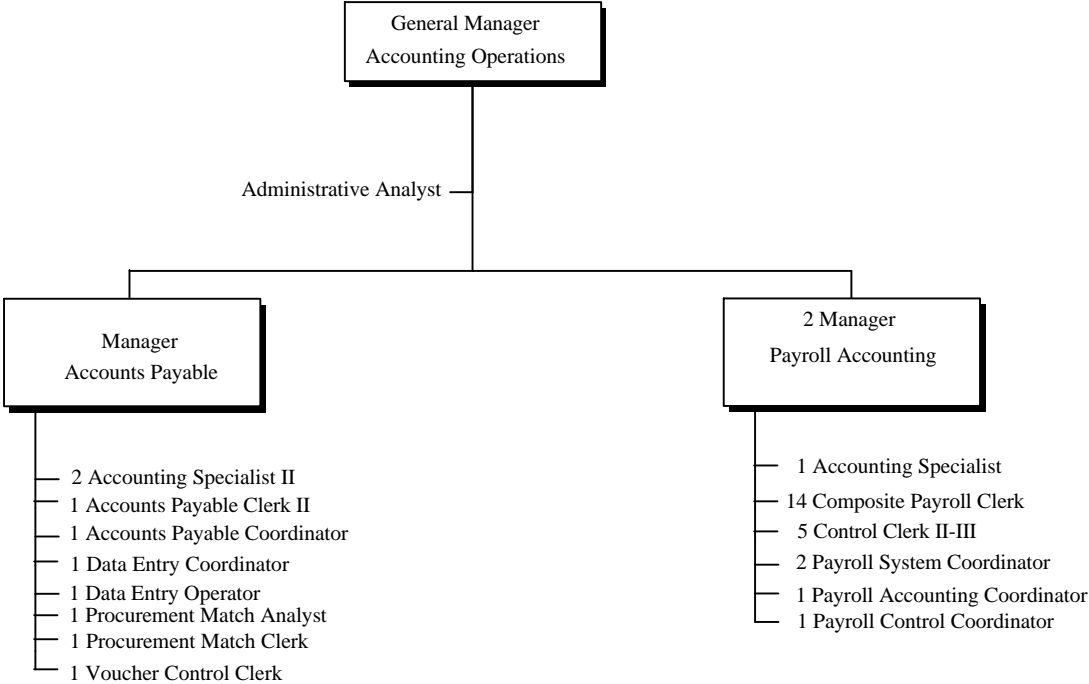
PAGE 1 DATE 09/28/01

ROLLS UP TO AREA 0700

<CTA FISCAL YEAR>

	1999 ACTUAL	2000 ACTUAL	2001 BUDGET	2001 FORECAST	2002 BUDGET
POSITIONS:					
BUDGETED POSITIONS	3	3	3	3	3
STO FULL TIME EQUIVALENT					
TOTAL POSITIONS	3	3	3	3	3
HOURS:					
OPERATING HOURS	7,728	6,306	7,769	6,734	18,212
NON-OPERATING HOURS					
TOTAL HOURS	7,728	6,306	7,769	6,734	18,212
OPERATING EXPENSES:					
LABOR	315,993	292,343	419,607	319,735	350,993
MATERIAL	1,268	1,810	1,251	3,528	2,528
FUEL - REVENUE EQUIPMENT					
ELECTRIC POWER - REV EQUIPMENT					
PROV FOR INJURIES AND DAMAGES					
PURCHASE OF SECURITY SERVICES					
PURCHASE OF PARATRANSIT					
OTHER SERVICES:					
UTILITIES					
MAINTENANCE & REPAIR					
ADVERTISING & PROMOTION	1,815	251	1,815		
CONTRACTUAL SERVICES	(6,291)	5,714	30,000	30,000	30,000
PROV FOR PASSENGER SECURITY					
LEASES & RENTALS		4,722			
TRAVEL, TRAINING, SEMINARS&DUES	58,811	72,980	58,811	87,990	59,494
WARRANTY AND OTHER CREDITS					
GENERAL EXPENSES	4,621	2,579	4,621	7,321	5,320
TOTAL OTHER SERVICES	58,956	86,246	95,247	125,311	94,814
TOTAL OPERATING EXPENSES	376,217	380,399	516,105	448,574	448,335
NON-OPERATING EXPENSES:					
LABOR					
MATERIAL					
OTHER SERVICES					
TOTAL NON-OPERATING EXPENSE					

**MANAGEMENT & PERFORMANCE
FINANCE
ACCOUNTING OPERATIONS**



39 Total Positions

AREA 0804
ACCOUNTING OPERATIONS

CHICAGO TRANSIT AUTHORITY
2002 BUDGET BY CATEGORY

PAGE 1 DATE 09/28/01

ROLLS UP TO AREA 0700

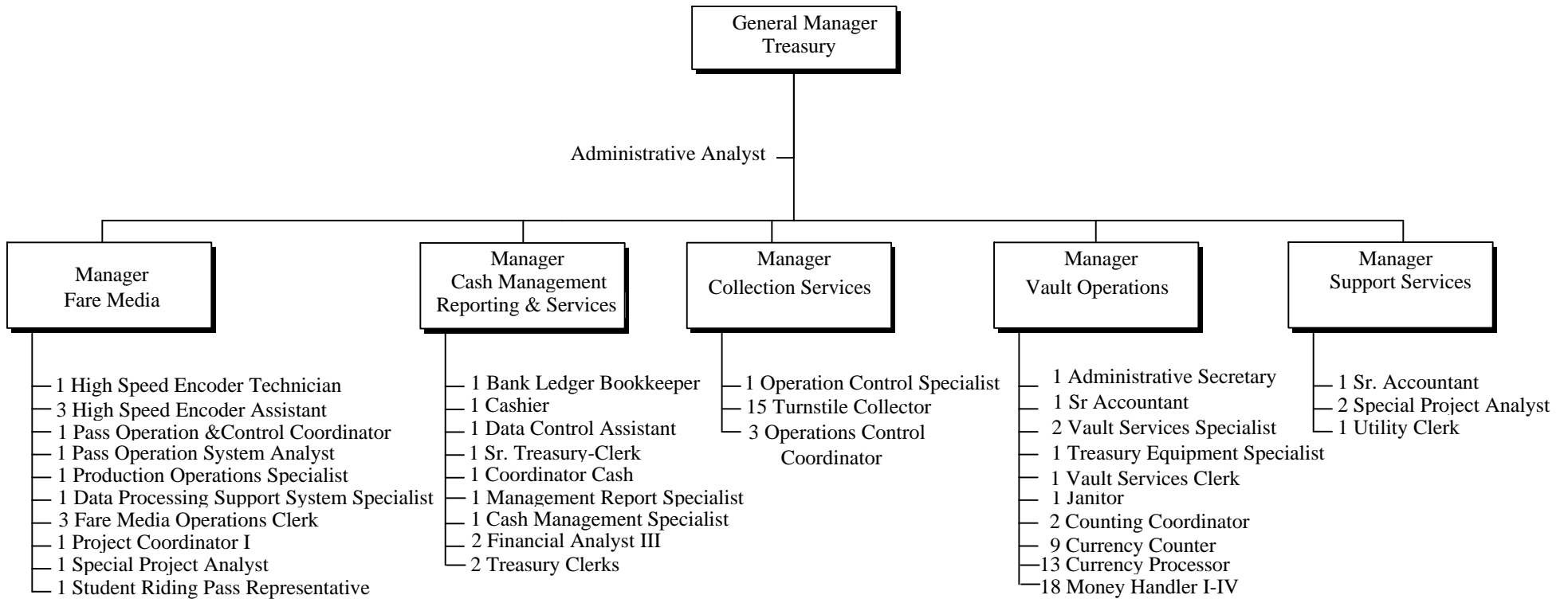
<CTA FISCAL YEAR>

	1999 ACTUAL	2000 ACTUAL	2001 BUDGET	2001 FORECAST	2002 BUDGET
<u>POSITIONS:</u>					
BUDGETED POSITIONS	31	37	38	38	39
STO FULL TIME EQUIVALENT					
TOTAL POSITIONS	31	37	38	38	39
<u>HOURS:</u>					
OPERATING HOURS	59,960	71,755	72,877	72,301	72,928
NON-OPERATING HOURS	90	51	90	23	18
TOTAL HOURS	60,050	71,806	72,967	72,324	72,946
<u>OPERATING EXPENSES:</u>					
LABOR	1,858,970	2,212,411	2,288,348	2,278,436	2,514,399
MATERIAL	6,749	13,036	6,150	16,824	13,665
FUEL - REVENUE EQUIPMENT					
ELECTRIC POWER - REV EQUIPMENT					
PROV FOR INJURIES AND DAMAGES					
PURCHASE OF SECURITY SERVICES					
PURCHASE OF PARATRANSIT					
<u>OTHER SERVICES:</u>					
UTILITIES					
MAINTENANCE & REPAIR				145	
ADVERTISING & PROMOTION					
CONTRACTUAL SERVICES	13,639	11,542	13,627	45	
PROV FOR PASSENGER SECURITY					
LEASES & RENTALS					
TRAVEL, TRAINING, SEMINARS & DUES	2,000	1,500	2,000	3,038	5,000
WARRANTY AND OTHER CREDITS					
GENERAL EXPENSES	678	702	594		
TOTAL OTHER SERVICES	16,317	13,744	16,221	3,228	5,000
TOTAL OPERATING EXPENSES	1,882,036	2,239,191	2,310,719	2,298,488	2,533,064
<u>NON-OPERATING EXPENSES:</u>					
LABOR	2,740	1,498	2,738	511	
MATERIAL					
OTHER SERVICES					
TOTAL NON-OPERATING EXPENSE	2,740	1,498	2,738	511	

MANAGEMENT & PERFORMANCE

FINANCE

TREASURY



103 Total Positions

AREA 0846
TREASURY

CHICAGO TRANSIT AUTHORITY
2002 BUDGET BY CATEGORY

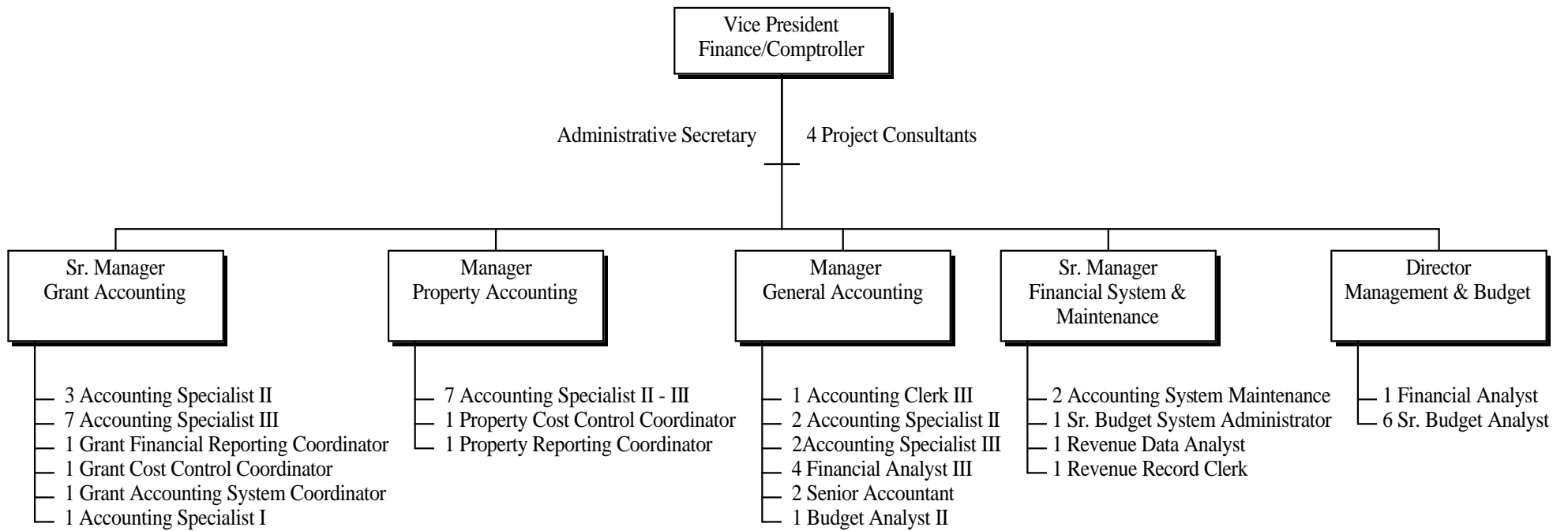
PAGE 1 DATE 09/28/01

ROLLS UP TO AREA 0700

<CTA FISCAL YEAR>

	1999 ACTUAL	2000 ACTUAL	2001 BUDGET	2001 FORECAST	2002 BUDGET
<u>POSITIONS:</u>					
BUDGETED POSITIONS	107	101	103	103	103
STO FULL TIME EQUIVALENT					
TOTAL POSITIONS	107	101	103	103	103
<u>HOURS:</u>					
OPERATING HOURS	188,086	193,528	195,011	186,194	199,383
NON-OPERATING HOURS	8				
TOTAL HOURS	188,094	193,528	195,011	186,194	199,383
<u>OPERATING EXPENSES:</u>					
LABOR	4,936,565	5,414,397	6,005,675	5,316,027	6,237,752
MATERIAL	2,295,004	1,746,412	1,993,189	2,188,315	2,187,757
FUEL - REVENUE EQUIPMENT					
ELECTRIC POWER - REV EQUIPMENT					
PROV FOR INJURIES AND DAMAGES					
PURCHASE OF SECURITY SERVICES	503,710	525,724	640,883	613,668	613,667
PURCHASE OF PARATRANSIT					
<u>OTHER SERVICES:</u>					
UTILITIES	1,848	933	1,847	228	228
MAINTENANCE & REPAIR	60,692	37,071	98,192	56,362	54,208
ADVERTISING & PROMOTION					
CONTRACTUAL SERVICES	2,139,479	2,324,041	2,512,473	2,581,303	2,694,857
PROV FOR PASSENGER SECURITY					
LEASES & RENTALS	523	2,398	523		
TRAVEL, TRAINING, SEMINARS&DUES	1,141	1,960	6,747	786	447
WARRANTY AND OTHER CREDITS					
GENERAL EXPENSES	3,283	4,251	2,916	2,126	2,126
TOTAL OTHER SERVICES	2,206,966	2,370,654	2,622,698	2,640,805	2,751,866
TOTAL OPERATING EXPENSES	9,942,245	10,057,187	11,262,445	10,758,815	11,791,042
<u>NON-OPERATING EXPENSES:</u>					
LABOR	315		315		
MATERIAL		(100)			
OTHER SERVICES	262,300	21,605	262,300		
TOTAL NON-OPERATING EXPENSE	262,615	21,505	262,615		

**MANAGEMENT & PERFORMANCE
FINANCE
COMPTROLLER**



56 Total Positions

AREA 0805
 COMPTROLLER

CHICAGO TRANSIT AUTHORITY
 2002 BUDGET BY CATEGORY

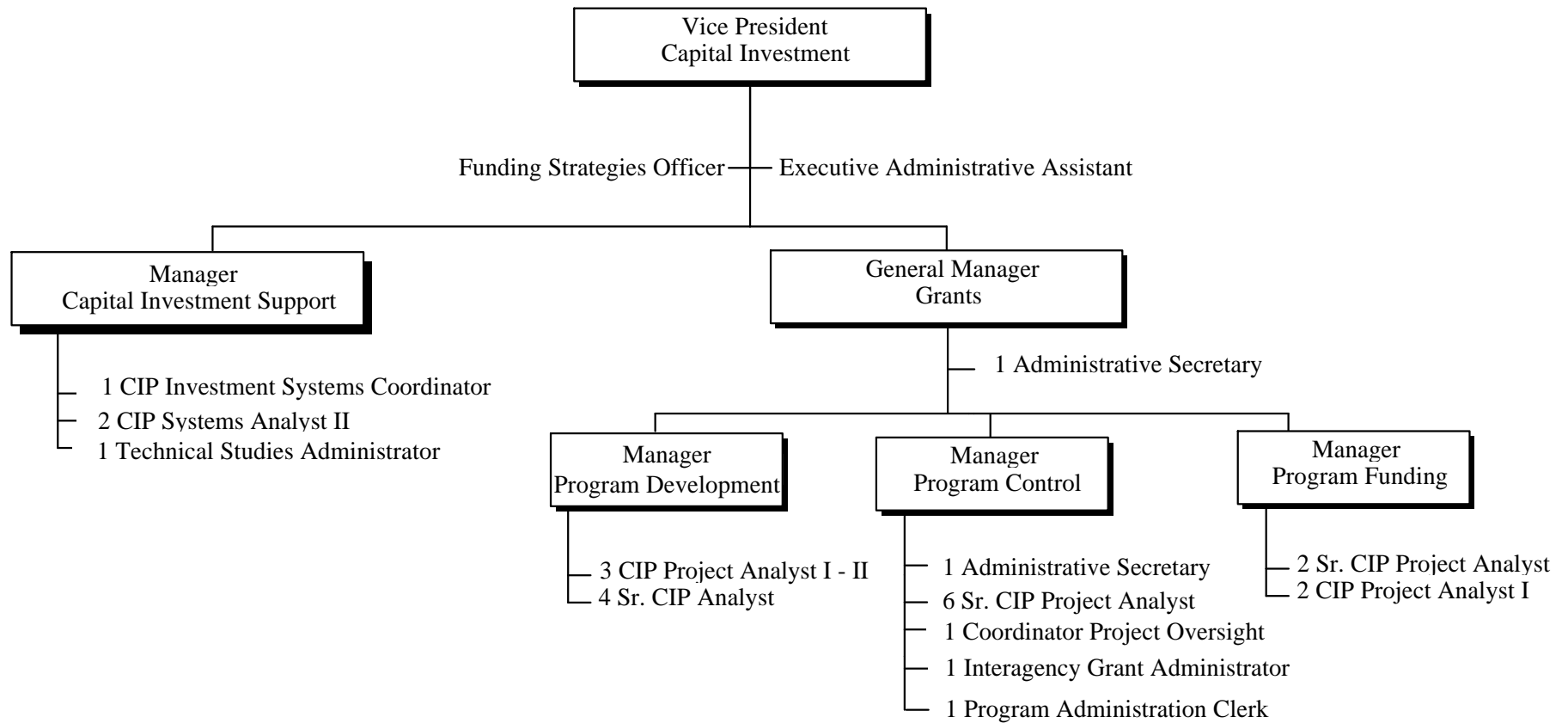
PAGE 1 DATE 09/28/01

ROLLS UP TO AREA 0700

<CTA FISCAL YEAR>

	1999 ACTUAL	2000 ACTUAL	2001 BUDGET	2001 FORECAST	2002 BUDGET
<u>POSITIONS:</u>					
BUDGETED POSITIONS	49	55	53	53	56
STO FULL TIME EQUIVALENT					
TOTAL POSITIONS	49	55	53	53	56
<u>HOURS:</u>					
OPERATING HOURS	52,980	51,784	60,304	46,364	63,794
NON-OPERATING HOURS	40,516	37,955	39,636	39,653	38,519
TOTAL HOURS	93,496	89,739	99,940	86,017	102,313
<u>OPERATING EXPENSES:</u>					
LABOR	1,652,489	1,833,077	2,343,133	1,841,675	2,831,503
MATERIAL	21,279	18,435	35,640	34,538	38,343
FUEL - REVENUE EQUIPMENT					
ELECTRIC POWER - REV EQUIPMENT					
PROV FOR INJURIES AND DAMAGES					
PURCHASE OF SECURITY SERVICES					
PURCHASE OF PARATRANSIT					
<u>OTHER SERVICES:</u>					
UTILITIES					
MAINTENANCE & REPAIR			28,000	28,000	
ADVERTISING & PROMOTION					
CONTRACTUAL SERVICES	220,024	397,371	468,930	402,566	559,554
PROV FOR PASSENGER SECURITY					
LEASES & RENTALS	1,027		958		
TRAVEL, TRAINING, SEMINARS & DUES	29,584	7,596	44,969	20,757	64,581
WARRANTY AND OTHER CREDITS					
GENERAL EXPENSES	8,595	5,176	8,152	2,816	2,525
TOTAL OTHER SERVICES	259,230	410,143	551,009	454,139	626,660
TOTAL OPERATING EXPENSES	1,932,998	2,261,655	2,929,782	2,330,352	3,496,506
<u>NON-OPERATING EXPENSES:</u>					
LABOR	1,225,646	1,211,516	1,226,428	1,354,155	1,399,600
MATERIAL	36	11			
OTHER SERVICES	120,221	231,995	120,134	175,768	175,768
TOTAL NON-OPERATING EXPENSE	1,345,903	1,443,522	1,346,562	1,529,923	1,575,368

MANAGEMENT & PERFORMANCE FINANCE CAPITAL INVESTMENT



34 Total Positions

C H I C A G O T R A N S I T A U T H O R I T Y
 2002 BUDGET BY CATEGORY

PAGE 1 DATE 09/28/01

AREA 0943
 CAPITAL INVESTMENT

ROLLS UP TO AREA 0700

<CTA FISCAL YEAR>

	1999 ACTUAL	2000 ACTUAL	2001 BUDGET	2001 FORECAST	2002 BUDGET
<u>POSITIONS:</u>					
BUDGETED POSITIONS	28	34	34	34	34
STO FULL TIME EQUIVALENT					
TOTAL POSITIONS	28	34	34	34	34
<u>HOURS:</u>					
OPERATING HOURS	8,464	11,090	9,330	11,004	12,488
NON-OPERATING HOURS	46,333	43,055	57,693	40,434	41,567
TOTAL HOURS	54,797	54,145	67,023	51,438	54,055
<u>OPERATING EXPENSES:</u>					
LABOR	331,356	417,286	466,720	519,745	533,699
MATERIAL	6,866	6,923	7,395	5,975	4,877
FUEL - REVENUE EQUIPMENT					
ELECTRIC POWER - REV EQUIPMENT					
PROV FOR INJURIES AND DAMAGES					
PURCHASE OF SECURITY SERVICES					
PURCHASE OF PARATRANSIT					
<u>OTHER SERVICES:</u>					
UTILITIES					
MAINTENANCE & REPAIR					
ADVERTISING & PROMOTION					
CONTRACTUAL SERVICES	409	17	240	169	
PROV FOR PASSENGER SECURITY					
LEASES & RENTALS					
TRAVEL, TRAINING, SEMINARS&DUES	1,650	1,437	1,650		
WARRANTY AND OTHER CREDITS					
GENERAL EXPENSES	3,476	1,503	8,252		
TOTAL OTHER SERVICES	5,535	2,957	10,142	169	
TOTAL OPERATING EXPENSES	343,757	427,166	484,257	525,889	538,576
<u>NON-OPERATING EXPENSES:</u>					
LABOR	1,541,121	1,478,544	1,541,067	1,441,794	1,599,585
MATERIAL					
OTHER SERVICES	347,267	98,299	347,192	11,257	11,257
TOTAL NON-OPERATING EXPENSE	1,888,388	1,576,843	1,888,259	1,453,051	1,610,842

Motivated

We will meet each
task with spirit
enthusiasm
and a sense
of pride to be
second to none.

AREA 0602
HUMAN RESOURCES

C H I C A G O T R A N S I T A U T H O R I T Y
2002 BUDGET BY CATEGORY

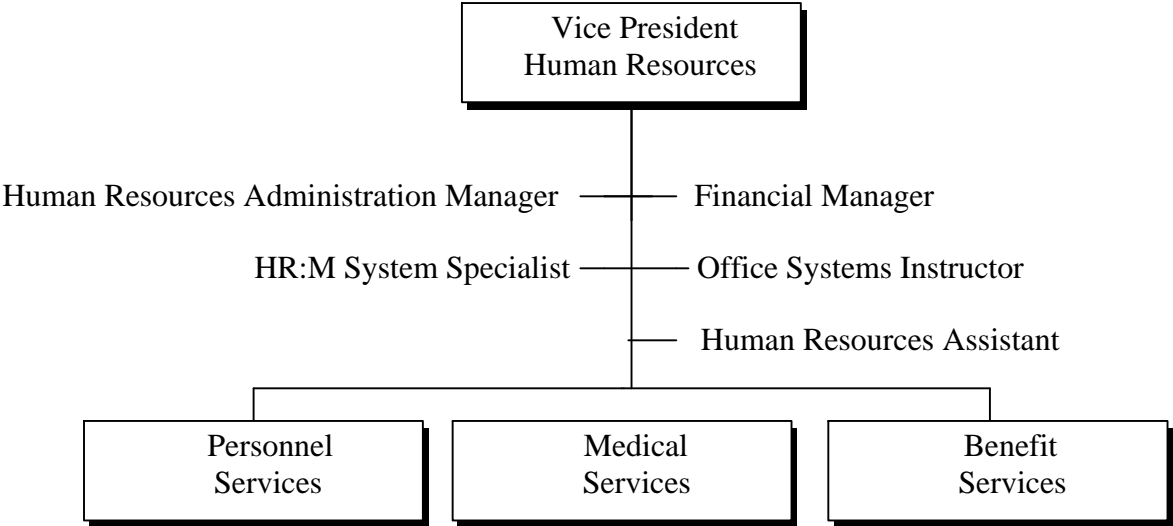
PAGE 1 DATE 09/28/01

ROLLS UP TO AREA 0600

<CTA FISCAL YEAR>

	1999 ACTUAL	2000 ACTUAL	2001 BUDGET	2001 FORECAST	2002 BUDGET
<u>POSITIONS:</u>					
BUDGETED POSITIONS	79	50	56	56	58
STO FULL TIME EQUIVALENT					
TOTAL POSITIONS	79	50	56	56	58
<u>HOURS:</u>					
OPERATING HOURS	120,799	133,712	149,887	146,017	179,448
NON-OPERATING HOURS					
TOTAL HOURS	120,799	133,712	149,887	146,017	179,448
<u>OPERATING EXPENSES:</u>					
LABOR	3,512,675	4,033,971	4,872,064	4,302,905	5,206,392
MATERIAL	27,727	48,009	26,779	83,249	71,791
FUEL - REVENUE EQUIPMENT					
ELECTRIC POWER - REV EQUIPMENT					
PROV FOR INJURIES AND DAMAGES					
PURCHASE OF SECURITY SERVICES					
PURCHASE OF PARATRANSIT					
<u>OTHER SERVICES:</u>					
UTILITIES					
MAINTENANCE & REPAIR					
ADVERTISING & PROMOTION	688	9,611	687	8,628	8,628
CONTRACTUAL SERVICES	1,448,694	1,406,613	1,678,659	1,408,271	1,596,434
PROV FOR PASSENGER SECURITY					
LEASES & RENTALS	10,831	145	10,831	32,708	
TRAVEL, TRAINING, SEMINARS & DUES	14,852	46,448	14,705	47,120	47,120
WARRANTY AND OTHER CREDITS					
GENERAL EXPENSES	14,776	191,065	144,373	13,507	335,082
TOTAL OTHER SERVICES	1,489,841	1,653,882	1,849,255	1,510,234	1,987,264
TOTAL OPERATING EXPENSES	5,030,243	5,735,862	6,748,098	5,896,388	7,265,447
<u>NON-OPERATING EXPENSES:</u>					
LABOR		(1,588)			
MATERIAL					
OTHER SERVICES	8,592				
TOTAL NON-OPERATING EXPENSE	8,592	(1,588)			

**MANAGEMENT & PERFORMANCE
HUMAN RESOURCES
VICE PRESIDENT**



6 Total Positions

AREA 0607
HUMAN RESOURCES,VP

C H I C A G O T R A N S I T A U T H O R I T Y
2002 BUDGET BY CATEGORY

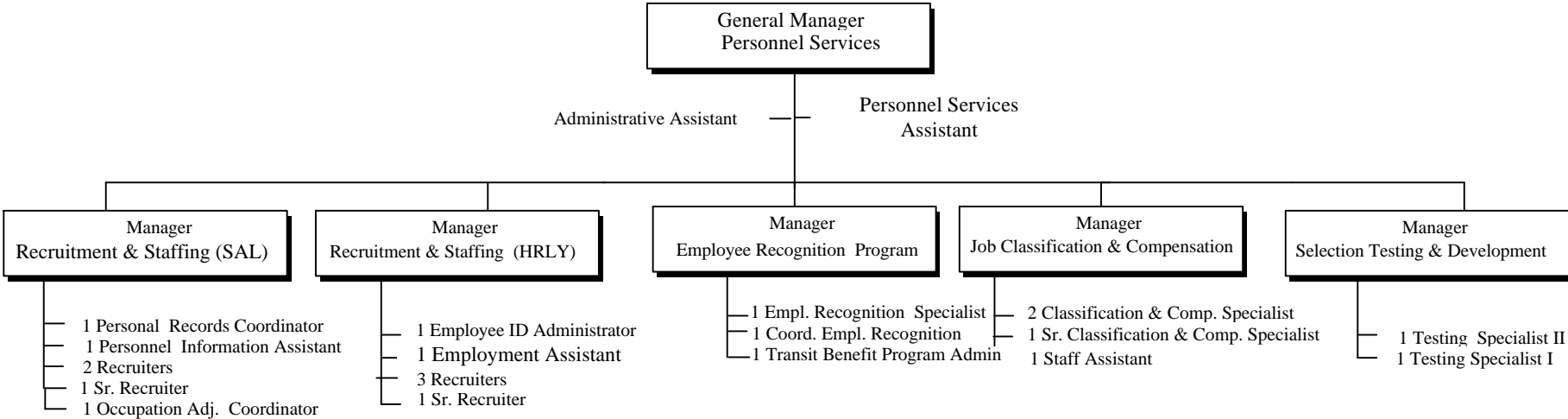
PAGE 1 DATE 09/28/01

ROLLS UP TO AREA 0602

<CTA FISCAL YEAR>

	1999 ACTUAL	2000 ACTUAL	2001 BUDGET	2001 FORECAST	2002 BUDGET
<u>POSITIONS:</u>					
BUDGETED POSITIONS	30	2	4	4	6
STO FULL TIME EQUIVALENT					
TOTAL POSITIONS	30	2	4	4	6
<u>HOURS:</u>					
OPERATING HOURS	24,658	25,508	35,799	36,000	39,560
NON-OPERATING HOURS					
TOTAL HOURS	24,658	25,508	35,799	36,000	39,560
<u>OPERATING EXPENSES:</u>					
LABOR	576,458	674,395	935,854	691,731	885,533
MATERIAL	4,526	6,711	4,523	5,588	5,587
FUEL - REVENUE EQUIPMENT					
ELECTRIC POWER - REV EQUIPMENT					
PROV FOR INJURIES AND DAMAGES					
PURCHASE OF SECURITY SERVICES					
PURCHASE OF PARATRANSIT					
<u>OTHER SERVICES:</u>					
UTILITIES					
MAINTENANCE & REPAIR					
ADVERTISING & PROMOTION		383		500	500
CONTRACTUAL SERVICES	1,079	167	1,080	4,792	84,793
PROV FOR PASSENGER SECURITY					
LEASES & RENTALS	10,588		10,588	31,763	
TRAVEL, TRAINING, SEMINARS&DUES	2,695	25,509	2,695	11,099	11,099
WARRANTY AND OTHER CREDITS					
GENERAL EXPENSES	6,171	7,088	105,993	8,463	86,451
TOTAL OTHER SERVICES	20,533	33,147	120,356	56,617	182,843
TOTAL OPERATING EXPENSES	601,517	714,253	1,060,733	753,936	1,073,963
<u>NON-OPERATING EXPENSES:</u>					
LABOR					
MATERIAL					
OTHER SERVICES					
TOTAL NON-OPERATING EXPENSE					

**MANAGEMENT & PERFORMANCE
HUMAN RESOURCES
PERSONNEL SERVICES**



29 Total Positions

C H I C A G O T R A N S I T A U T H O R I T Y
 2002 BUDGET BY CATEGORY

PAGE 1 DATE 09/28/01

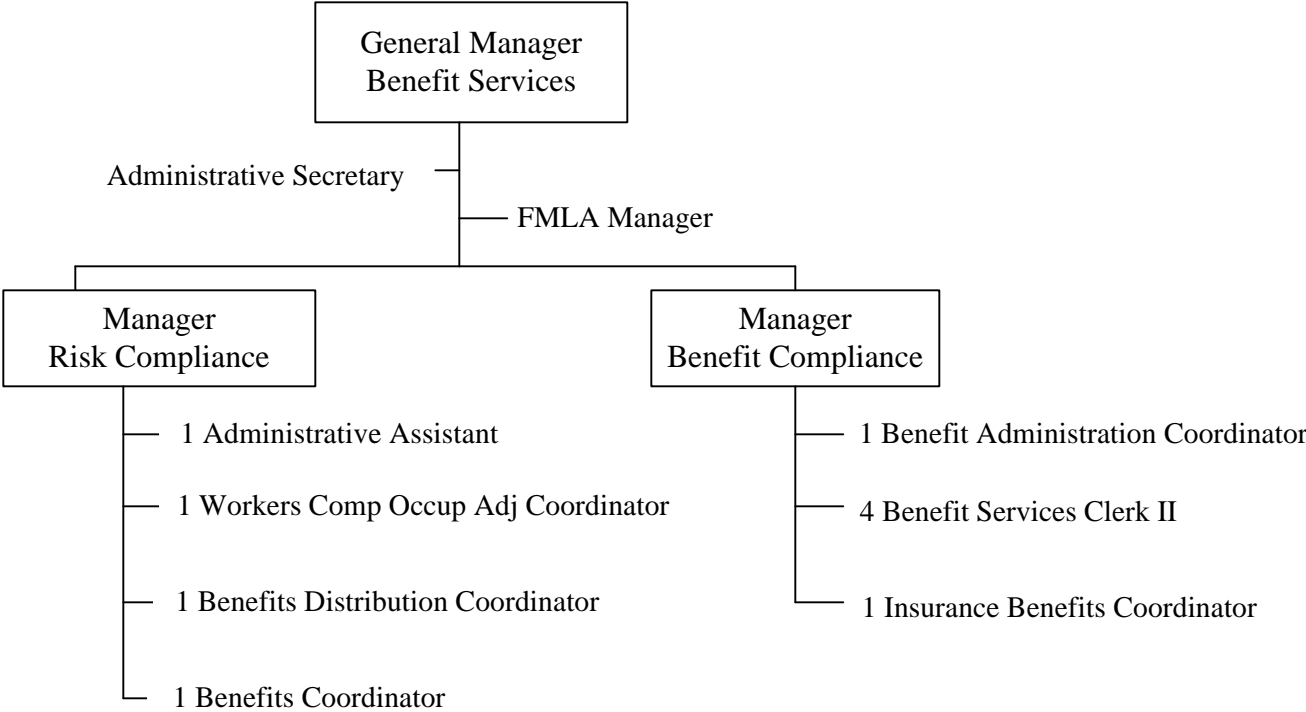
AREA 0606
 PERSONNEL SERVICES

ROLLS UP TO AREA 0602

<CTA FISCAL YEAR>

	1999 ACTUAL	2000 ACTUAL	2001 BUDGET	2001 FORECAST	2002 BUDGET
<u>POSITIONS:</u>					
BUDGETED POSITIONS	31	27	28	28	29
STO FULL TIME EQUIVALENT					
TOTAL POSITIONS	31	27	28	28	29
<u>HOURS:</u>					
OPERATING HOURS	63,490	69,416	64,657	67,456	97,064
NON-OPERATING HOURS					
TOTAL HOURS	63,490	69,416	64,657	67,456	97,064
<u>OPERATING EXPENSES:</u>					
LABOR	1,849,169	2,018,357	2,205,401	2,105,439	2,696,712
MATERIAL	16,547	30,074	16,051	28,045	26,723
FUEL - REVENUE EQUIPMENT					
ELECTRIC POWER - REV EQUIPMENT					
PROV FOR INJURIES AND DAMAGES					
PURCHASE OF SECURITY SERVICES					
PURCHASE OF PARATRANSIT					
<u>OTHER SERVICES:</u>					
UTILITIES					
MAINTENANCE & REPAIR					
ADVERTISING & PROMOTION	688	9,228	687	8,128	8,128
CONTRACTUAL SERVICES	25,220	355,963	25,042	281,546	406,531
PROV FOR PASSENGER SECURITY					
LEASES & RENTALS	243	145	243	945	
TRAVEL, TRAINING, SEMINARS&DUES	12,008	18,911	12,010	32,652	32,652
WARRANTY AND OTHER CREDITS					
GENERAL EXPENSES	7,637	183,943	37,520	559	247,100
TOTAL OTHER SERVICES	45,796	568,190	75,502	323,830	694,411
TOTAL OPERATING EXPENSES	1,911,512	2,616,621	2,296,954	2,457,314	3,417,846
<u>NON-OPERATING EXPENSES:</u>					
LABOR		(1,588)			
MATERIAL					
OTHER SERVICES	8,592				
TOTAL NON-OPERATING EXPENSE	8,592	(1,588)			

**MANAGEMENT & PERFORMANCE
HUMAN RESOURCES
BENEFIT SERVICES**



15 Total Positions

AREA 0623
BENEFIT SERVICES

CHICAGO TRANSIT AUTHORITY
2002 BUDGET BY CATEGORY

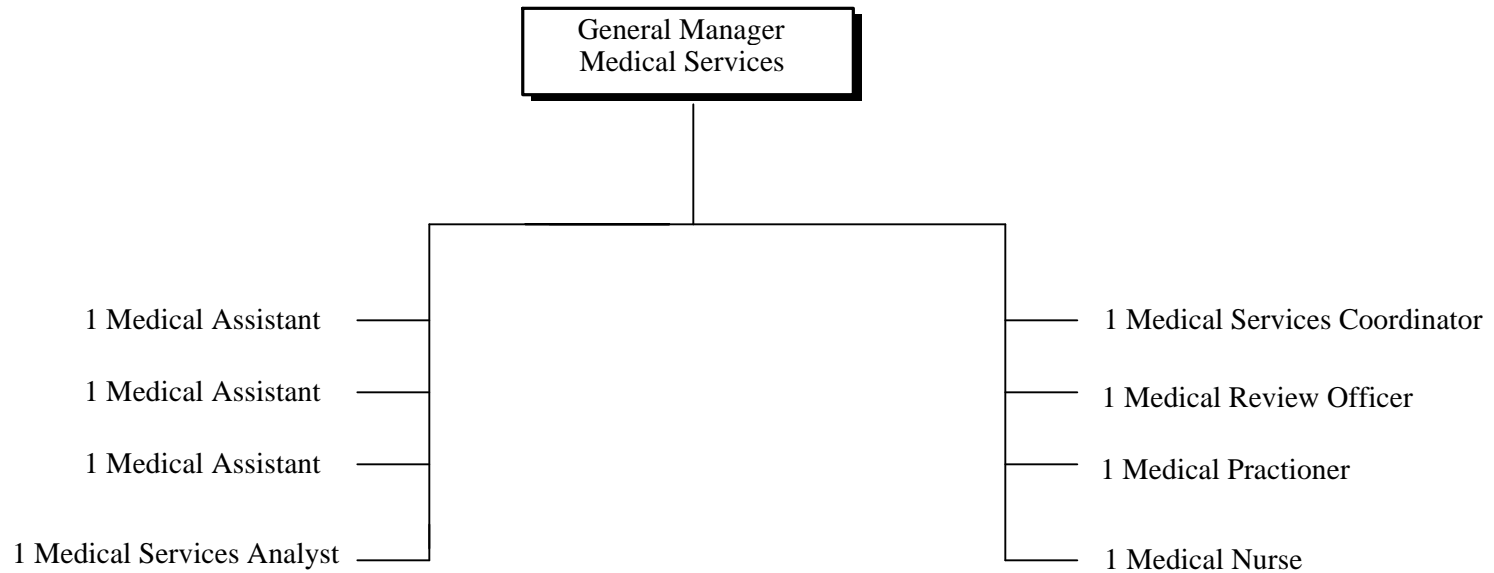
PAGE 1 DATE 09/28/01

ROLLS UP TO AREA 0602

<CTA FISCAL YEAR>

	1999 ACTUAL	2000 ACTUAL	2001 BUDGET	2001 FORECAST	2002 BUDGET
<u>POSITIONS:</u>					
BUDGETED POSITIONS	13	15	16	16	15
STO FULL TIME EQUIVALENT					
TOTAL POSITIONS	13	15	16	16	15
<u>HOURS:</u>					
OPERATING HOURS	22,802	26,652	34,096	29,568	27,712
NON-OPERATING HOURS					
TOTAL HOURS	22,802	26,652	34,096	29,568	27,712
<u>OPERATING EXPENSES:</u>					
LABOR	773,121	947,361	1,160,707	1,053,286	1,032,121
MATERIAL	5,655	6,387	5,354	8,830	8,800
FUEL - REVENUE EQUIPMENT					
ELECTRIC POWER - REV EQUIPMENT					
PROV FOR INJURIES AND DAMAGES					
PURCHASE OF SECURITY SERVICES					
PURCHASE OF PARATRANSIT					
<u>OTHER SERVICES:</u>					
UTILITIES					
MAINTENANCE & REPAIR					
ADVERTISING & PROMOTION					
CONTRACTUAL SERVICES	470,385	480,175	700,531	397,716	395,429
PROV FOR PASSENGER SECURITY					
LEASES & RENTALS					
TRAVEL, TRAINING, SEMINARS & DUES	149	1,382		2,551	2,551
WARRANTY AND OTHER CREDITS					
GENERAL EXPENSES	860	34	860	1,531	1,531
TOTAL OTHER SERVICES	471,394	481,591	701,391	401,798	399,511
TOTAL OPERATING EXPENSES	1,250,170	1,435,339	1,867,452	1,463,914	1,440,432
<u>NON-OPERATING EXPENSES:</u>					
LABOR					
MATERIAL					
OTHER SERVICES					
TOTAL NON-OPERATING EXPENSE					

**MANAGEMENT & PERFORMANCE
HUMAN RESOURCES
MEDICAL SERVICES**



8 Total Positions

AREA 0641
MEDICAL SERVICES

CHICAGO TRANSIT AUTHORITY
2002 BUDGET BY CATEGORY

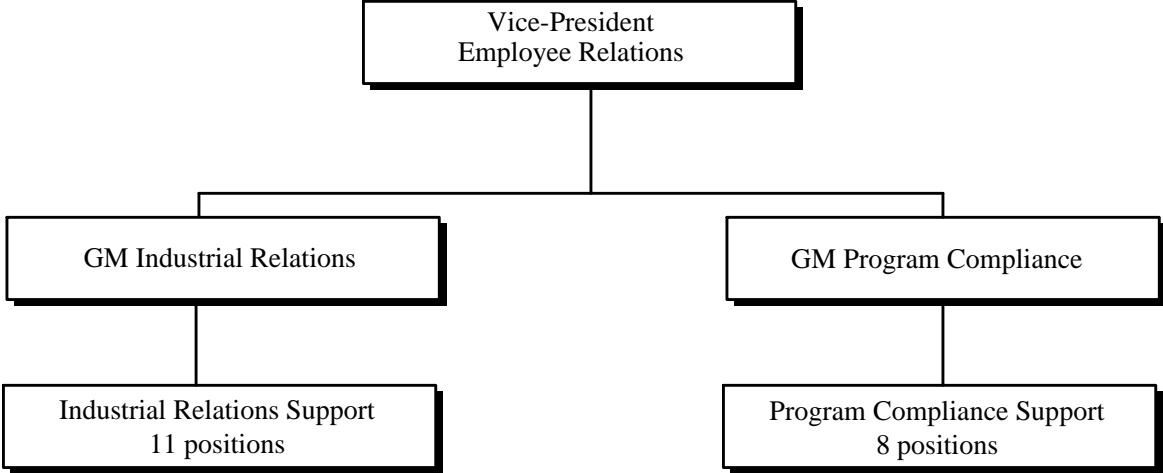
PAGE 1 DATE 09/28/01

ROLLS UP TO AREA 0602

<CTA FISCAL YEAR>

	1999 ACTUAL	2000 ACTUAL	2001 BUDGET	2001 FORECAST	2002 BUDGET
<u>POSITIONS:</u>					
BUDGETED POSITIONS	5	6	8	8	8
STO FULL TIME EQUIVALENT					
TOTAL POSITIONS	5	6	8	8	8
<u>HOURS:</u>					
OPERATING HOURS	9,850	12,136	15,335	12,161	15,112
NON-OPERATING HOURS					
TOTAL HOURS	9,850	12,136	15,335	12,161	15,112
<u>OPERATING EXPENSES:</u>					
LABOR	313,928	393,857	570,102	419,031	592,026
MATERIAL	999	4,837	851	40,309	30,681
FUEL - REVENUE EQUIPMENT					
ELECTRIC POWER - REV EQUIPMENT					
PROV FOR INJURIES AND DAMAGES					
PURCHASE OF SECURITY SERVICES					
PURCHASE OF PARATRANSIT					
<u>OTHER SERVICES:</u>					
UTILITIES					
MAINTENANCE & REPAIR					
ADVERTISING & PROMOTION					
CONTRACTUAL SERVICES	952,009	570,308	952,006	724,217	709,681
PROV FOR PASSENGER SECURITY					
LEASES & RENTALS					
TRAVEL, TRAINING, SEMINARS&DUES		645		818	818
WARRANTY AND OTHER CREDITS					
GENERAL EXPENSES	108				
TOTAL OTHER SERVICES	952,117	570,953	952,006	725,035	710,499
TOTAL OPERATING EXPENSES	1,267,044	969,647	1,522,959	1,184,375	1,333,206
<u>NON-OPERATING EXPENSES:</u>					
LABOR					
MATERIAL					
OTHER SERVICES					
TOTAL NON-OPERATING EXPENSE					

**MANAGEMENT & PERFORMANCE
EMPLOYEE RELATIONS DIVISION
EMPLOYEE RELATIONS**



AREA 0620
EMPLOYEE RELATIONS

C H I C A G O T R A N S I T A U T H O R I T Y
2002 BUDGET BY CATEGORY

PAGE 1 DATE 09/28/01

ROLLS UP TO AREA 0600

<CTA FISCAL YEAR>

	1999 ACTUAL	2000 ACTUAL	2001 BUDGET	2001 FORECAST	2002 BUDGET
<u>POSITIONS:</u>					
BUDGETED POSITIONS	19	20	22	22	22
STO FULL TIME EQUIVALENT					
TOTAL POSITIONS	19	20	22	22	22
<u>HOURS:</u>					
OPERATING HOURS	35,594	34,933	40,906	36,778	43,724
NON-OPERATING HOURS					
TOTAL HOURS	35,594	34,933	40,906	36,778	43,724
<u>OPERATING EXPENSES:</u>					
LABOR	1,281,203	1,293,392	1,704,374	1,528,328	1,791,668
MATERIAL	7,767	10,025	18,013	8,634	8,631
FUEL - REVENUE EQUIPMENT					
ELECTRIC POWER - REV EQUIPMENT					
PROV FOR INJURIES AND DAMAGES					
PURCHASE OF SECURITY SERVICES					
PURCHASE OF PARATRANSIT					
<u>OTHER SERVICES:</u>					
UTILITIES					
MAINTENANCE & REPAIR					
ADVERTISING & PROMOTION					
CONTRACTUAL SERVICES	198,114	289,252	191,164	371,893	381,440
PROV FOR PASSENGER SECURITY					
LEASES & RENTALS	26,827	22,623	26,829		
TRAVEL, TRAINING, SEMINARS & DUES	2,516	8,120	2,516	8,484	1,710
WARRANTY AND OTHER CREDITS					
GENERAL EXPENSES	4,805	10,166	6,558	10,028	10,028
TOTAL OTHER SERVICES	232,262	330,161	227,067	390,405	393,178
TOTAL OPERATING EXPENSES	1,521,232	1,633,578	1,949,454	1,927,367	2,193,477
<u>NON-OPERATING EXPENSES:</u>					
LABOR					
MATERIAL					
OTHER SERVICES				386	
TOTAL NON-OPERATING EXPENSE				386	

Results-Oriented

We will focus on getting
the job done and will
derive
personal
satisfaction from
the service we provide.

AREA 0705
TECHNOLOGY DEVELOPMENT

CHICAGO TRANSIT AUTHORITY
2002 BUDGET BY CATEGORY

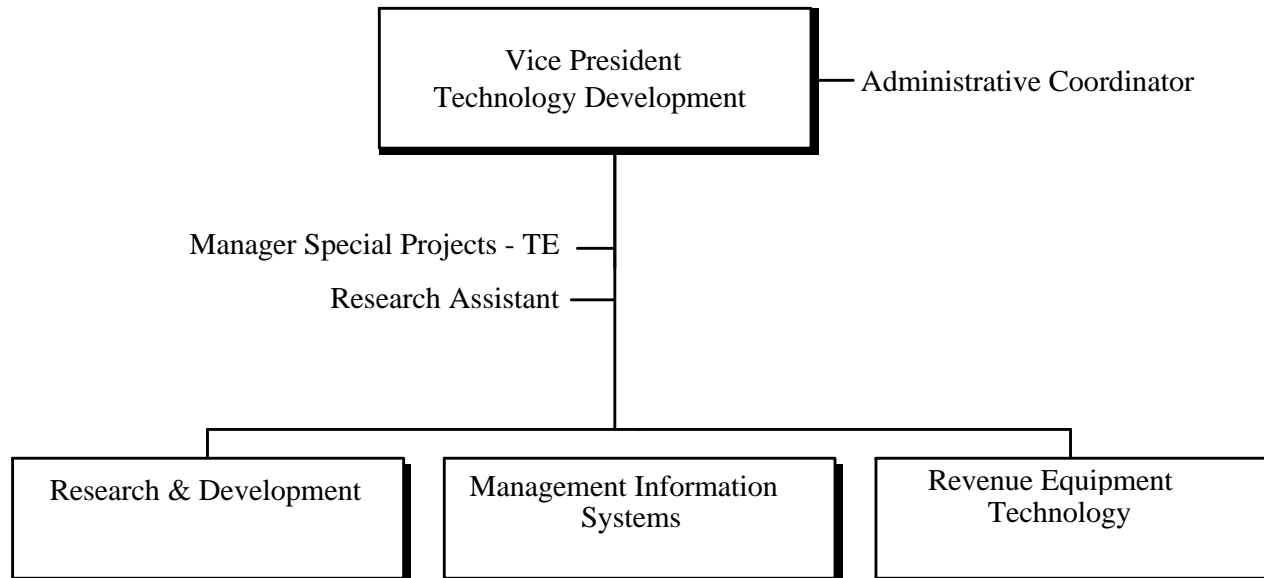
PAGE 1 DATE 09/28/01

ROLLS UP TO AREA 0600

<CTA FISCAL YEAR>

	1999 ACTUAL	2000 ACTUAL	2001 BUDGET	2001 FORECAST	2002 BUDGET
<u>POSITIONS:</u>					
BUDGETED POSITIONS	243	251	250	250	258
STO FULL TIME EQUIVALENT					
TOTAL POSITIONS	243	251	250	250	258
<u>HOURS:</u>					
OPERATING HOURS	521,804	518,417	467,433	506,346	508,280
NON-OPERATING HOURS	2,189	6,478	1,859	9,006	7,571
TOTAL HOURS	523,993	524,895	469,292	515,352	515,851
<u>OPERATING EXPENSES:</u>					
LABOR	17,432,823	18,095,900	18,092,822	17,682,438	19,120,092
MATERIAL	1,353,576	1,243,719	1,573,857	1,618,356	1,609,291
FUEL - REVENUE EQUIPMENT					
ELECTRIC POWER - REV EQUIPMENT					
PROV FOR INJURIES AND DAMAGES					
PURCHASE OF SECURITY SERVICES					
PURCHASE OF PARATRANSIT					
<u>OTHER SERVICES:</u>					
UTILITIES				61	
MAINTENANCE & REPAIR	3,583,441	3,426,984	3,543,145	3,833,131	4,025,174
ADVERTISING & PROMOTION					
CONTRACTUAL SERVICES	2,788,303	3,665,171	6,120,894	6,555,709	6,561,435
PROV FOR PASSENGER SECURITY					
LEASES & RENTALS	1,728,326	2,153,048	1,431,884	516,922	50,272
TRAVEL, TRAINING, SEMINARS&DUES	83,930	59,162	87,419	55,494	42,862
WARRANTY AND OTHER CREDITS					
GENERAL EXPENSES	421,335	359,046	542,279	362,049	260,712
TOTAL OTHER SERVICES	8,605,335	9,663,411	11,725,621	11,323,366	10,940,455
TOTAL OPERATING EXPENSES	27,391,734	29,003,030	31,392,300	30,624,160	31,669,838
<u>NON-OPERATING EXPENSES:</u>					
LABOR	90,918	273,499	77,352	320,085	608,974
MATERIAL	(5,783)	(7,480)	493		
OTHER SERVICES	14,613,851	1,600,321	11,106,610	3,876,090	3,677,918
TOTAL NON-OPERATING EXPENSE	14,698,986	1,866,340	11,184,455	4,196,175	4,286,892

**MANAGEMENT & PERFORMANCE
TECHNOLOGY DEVELOPMENT
VICE PRESIDENT**



4 Total Positions

AREA 0706
TECH DEV, VP

CHICAGO TRANSIT AUTHORITY
2002 BUDGET BY CATEGORY

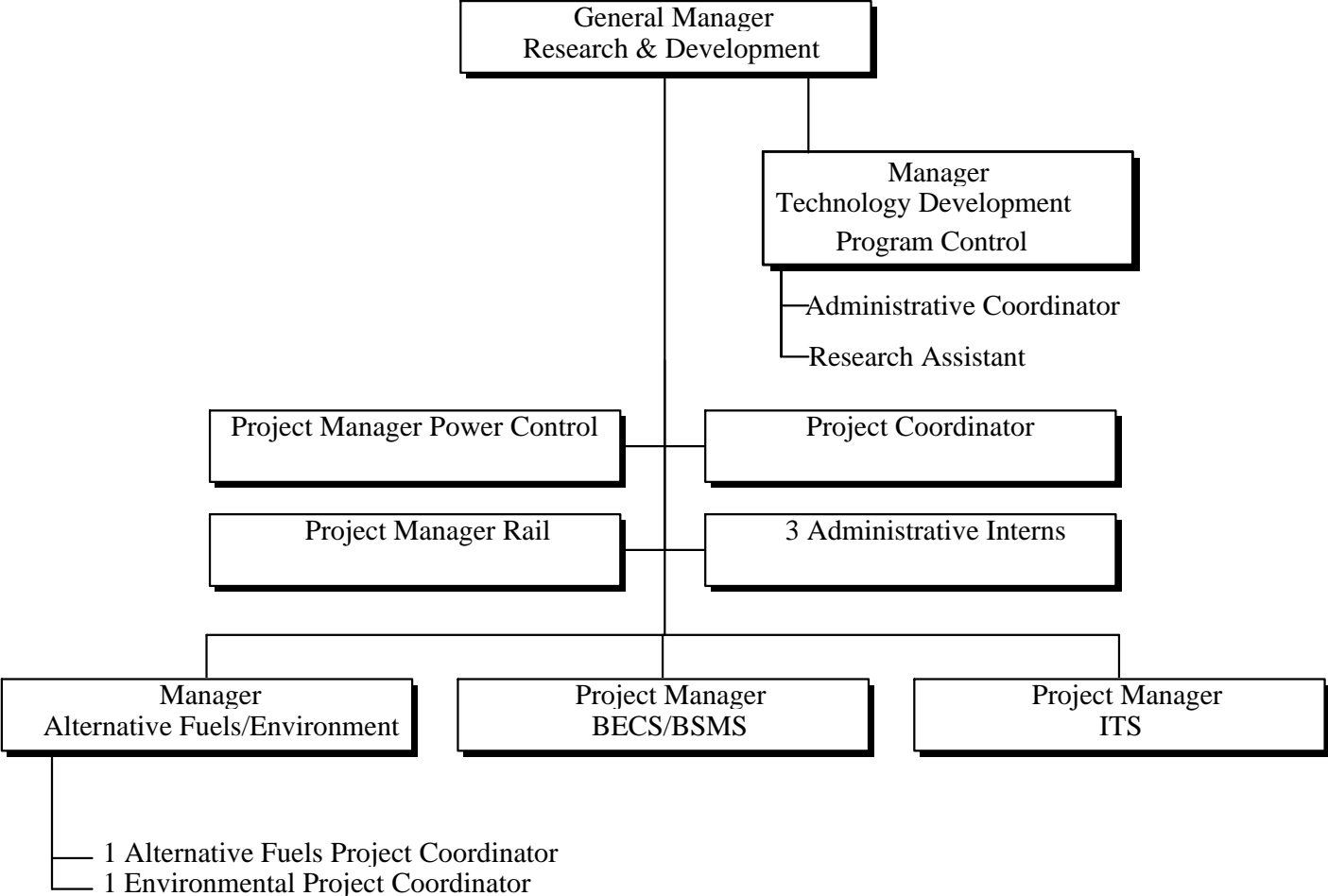
PAGE 1 DATE 09/28/01

ROLLS UP TO AREA 0705

<CTA FISCAL YEAR>

	1999 ACTUAL	2000 ACTUAL	2001 BUDGET	2001 FORECAST	2002 BUDGET
<u>POSITIONS:</u>					
BUDGETED POSITIONS	7	4	1	1	4
STO FULL TIME EQUIVALENT					
TOTAL POSITIONS	7	4	1	1	4
<u>HOURS:</u>					
OPERATING HOURS	9,741	3,442	1,952	6,642	7,728
NON-OPERATING HOURS		49		363	209
TOTAL HOURS	9,741	3,491	1,952	7,005	7,937
<u>OPERATING EXPENSES:</u>					
LABOR	405,075	167,161	126,889	312,230	414,755
MATERIAL	12,158	8,191	12,106	7,777	3,804
FUEL - REVENUE EQUIPMENT					
ELECTRIC POWER - REV EQUIPMENT					
PROV FOR INJURIES AND DAMAGES					
PURCHASE OF SECURITY SERVICES					
PURCHASE OF PARATRANSIT					
<u>OTHER SERVICES:</u>					
UTILITIES					
MAINTENANCE & REPAIR					
ADVERTISING & PROMOTION				2,312	
CONTRACTUAL SERVICES	751,845	7,860			
PROV FOR PASSENGER SECURITY					
LEASES & RENTALS		315,018			
TRAVEL, TRAINING, SEMINARS&DUES	24,009	7,278	27,496	16,777	3,517
WARRANTY AND OTHER CREDITS					
GENERAL EXPENSES	104,562	21,667	9,996	5,297	4,619
TOTAL OTHER SERVICES	880,416	351,823	37,492	24,386	8,136
TOTAL OPERATING EXPENSES	1,297,649	527,175	176,487	344,393	426,695
<u>NON-OPERATING EXPENSES:</u>					
LABOR		1,752		5,100	72,929
MATERIAL					
OTHER SERVICES	1,968	98,248	1,968		
TOTAL NON-OPERATING EXPENSE	1,968	100,000	1,968	5,100	72,929

**MANAGEMENT & PERFORMANCE
TECHNOLOGY DEVELOPMENT
RESEARCH & DEVELOPMENT**



15 Total Positions

AREA 0614
RESEARCH & DEVELOPMENT

CHICAGO TRANSIT AUTHORITY
2002 BUDGET BY CATEGORY

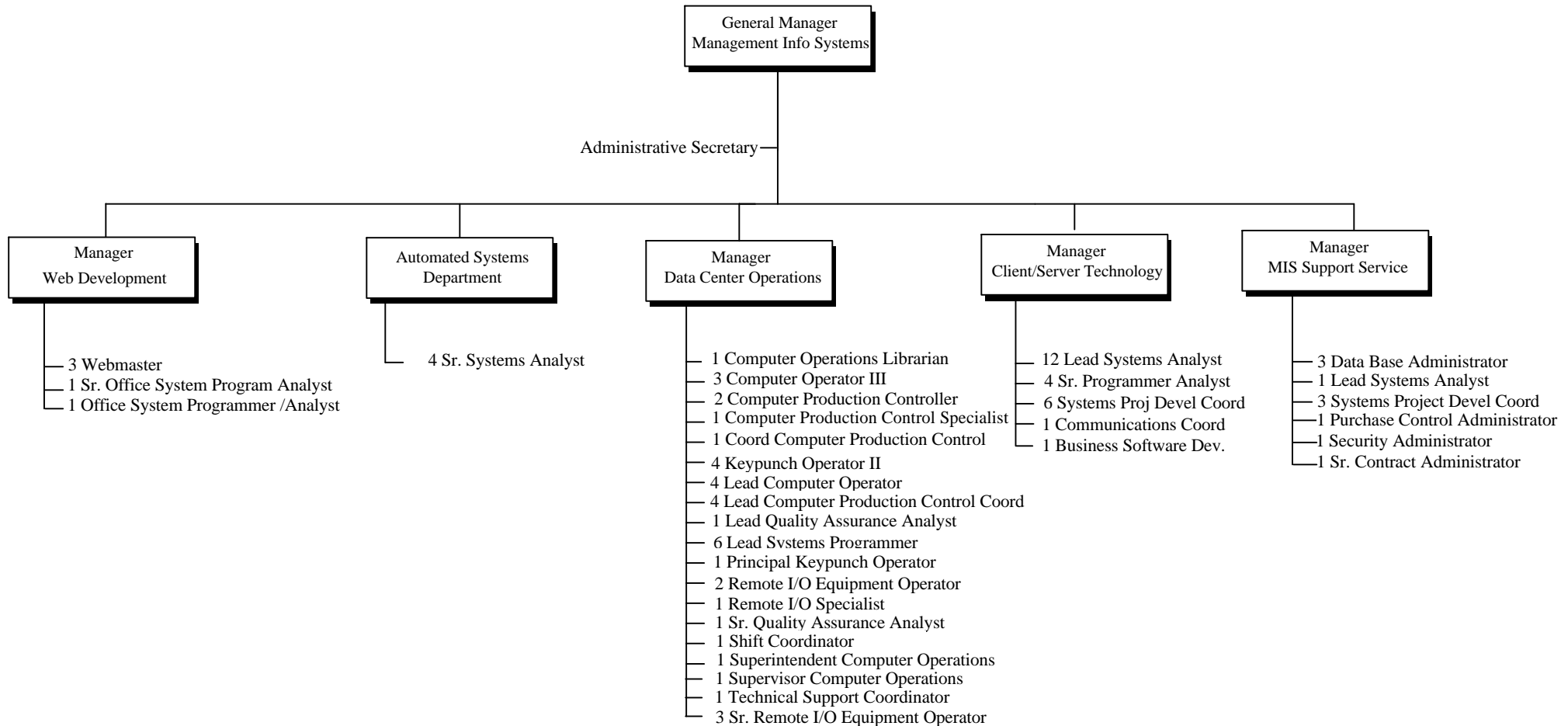
PAGE 1 DATE 09/28/01

ROLLS UP TO AREA 0705

<CTA FISCAL YEAR>

	1999 ACTUAL	2000 ACTUAL	2001 BUDGET	2001 FORECAST	2002 BUDGET
<u>POSITIONS:</u>					
BUDGETED POSITIONS	9	11	14	14	15
STO FULL TIME EQUIVALENT					
TOTAL POSITIONS	9	11	14	14	15
<u>HOURS:</u>					
OPERATING HOURS	15,757	20,113	19,161	21,626	26,472
NON-OPERATING HOURS	1,642	4,330	1,312	4,202	4,348
TOTAL HOURS	17,399	24,443	20,473	25,828	30,820
<u>OPERATING EXPENSES:</u>					
LABOR	625,354	805,451	849,742	933,464	1,198,066
MATERIAL	2,794	7,657	2,591	4,405	3,417
FUEL - REVENUE EQUIPMENT					
ELECTRIC POWER - REV EQUIPMENT					
PROV FOR INJURIES AND DAMAGES					
PURCHASE OF SECURITY SERVICES					
PURCHASE OF PARATRANSIT					
<u>OTHER SERVICES:</u>					
UTILITIES					
MAINTENANCE & REPAIR		9,500		19,100	19,100
ADVERTISING & PROMOTION					
CONTRACTUAL SERVICES	15	2,390		15,955	15,955
PROV FOR PASSENGER SECURITY					
LEASES & RENTALS	93,055				
TRAVEL, TRAINING, SEMINARS & DUES	7,118	8,798	7,118	17,519	17,518
WARRANTY AND OTHER CREDITS					
GENERAL EXPENSES	1,425	2,498	220,367	102,702	2,702
TOTAL OTHER SERVICES	101,613	23,186	227,485	155,276	55,275
TOTAL OPERATING EXPENSES	729,761	836,294	1,079,818	1,093,145	1,256,758
<u>NON-OPERATING EXPENSES:</u>					
LABOR	72,371	198,989	58,806	209,747	224,825
MATERIAL	563		493		
OTHER SERVICES	3,764,363	165,717	235,978	47,358	47,358
TOTAL NON-OPERATING EXPENSE	3,837,297	364,706	295,277	257,105	272,183

MANAGEMENT & PERFORMANCE TECHNOLOGY DEVELOPMENT MANAGEMENT INFORMATION SYSTEMS



90 Total Positions

AREA 0835
MGMT INFOR SYSTEMS

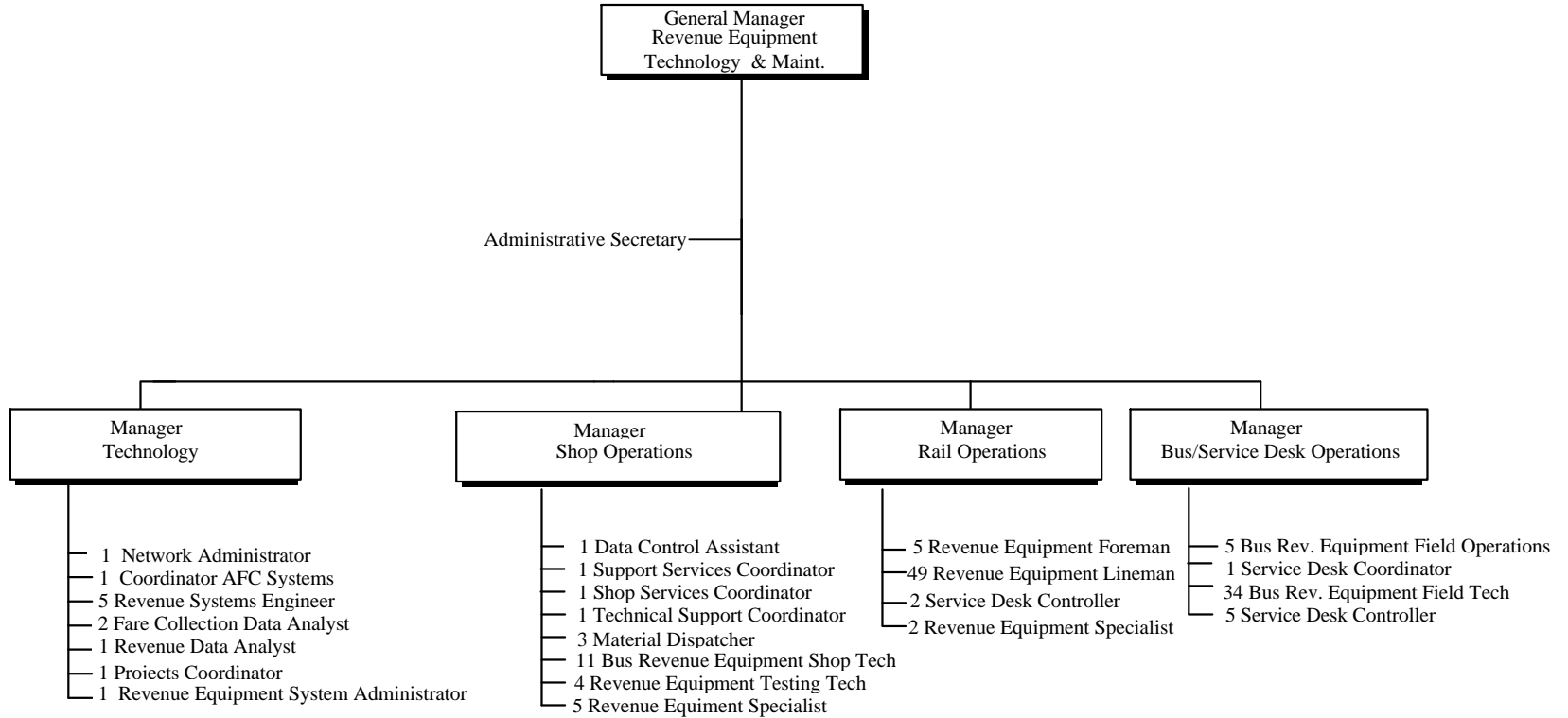
C H I C A G O T R A N S I T A U T H O R I T Y
2002 BUDGET BY CATEGORY

PAGE 1 DATE 09/28/01

ROLLS UP TO AREA 0705

	<CTA FISCAL YEAR>				
	1999 ACTUAL	2000 ACTUAL	2001 BUDGET	2001 FORECAST	2002 BUDGET
<u>POSITIONS:</u>					
BUDGETED POSITIONS	99	96	95	95	90
STO FULL TIME EQUIVALENT					
TOTAL POSITIONS	99	96	95	95	90
<u>HOURS:</u>					
OPERATING HOURS	190,438	182,317	177,342	170,167	175,960
NON-OPERATING HOURS					
TOTAL HOURS	190,438	182,317	177,342	170,167	175,960
<u>OPERATING EXPENSES:</u>					
LABOR	6,544,576	6,651,579	6,953,052	6,002,736	7,016,579
MATERIAL	741,672	250,361	466,826	435,743	431,780
FUEL - REVENUE EQUIPMENT					
ELECTRIC POWER - REV EQUIPMENT					
PROV FOR INJURIES AND DAMAGES					
PURCHASE OF SECURITY SERVICES					
PURCHASE OF PARATRANSIT					
<u>OTHER SERVICES:</u>					
UTILITIES					
MAINTENANCE & REPAIR	3,504,903	3,355,078	3,504,798	3,764,548	3,958,903
ADVERTISING & PROMOTION					
CONTRACTUAL SERVICES	2,030,139	3,565,998	6,114,662	6,439,518	6,445,340
PROV FOR PASSENGER SECURITY					
LEASES & RENTALS	67,872	56,799	53,684	50,273	50,272
TRAVEL, TRAINING, SEMINARS & DUES	49,813	39,530	49,814	18,709	21,209
WARRANTY AND OTHER CREDITS					
GENERAL EXPENSES	288,262	309,842	287,598	228,643	228,398
TOTAL OTHER SERVICES	5,940,989	7,327,247	10,010,556	10,501,691	10,704,122
TOTAL OPERATING EXPENSES	13,227,237	14,229,187	17,430,434	16,940,170	18,152,481
<u>NON-OPERATING EXPENSES:</u>					
LABOR					
MATERIAL	(2,857)	(500)			
OTHER SERVICES	7,654,487	685,382	7,654,489	1,036,688	845,738
TOTAL NON-OPERATING EXPENSE	7,651,630	684,882	7,654,489	1,036,688	845,738

MANAGEMENT & PERFORMANCE TECHNOLOGY DEVELOPMENT REVENUE EQUIPMENT TECHNOLOGY & MAINTENANCE



149 Total Positions

AREA 0854
REV EQUIP TECH & MAINT

C H I C A G O T R A N S I T A U T H O R I T Y
2002 BUDGET BY CATEGORY

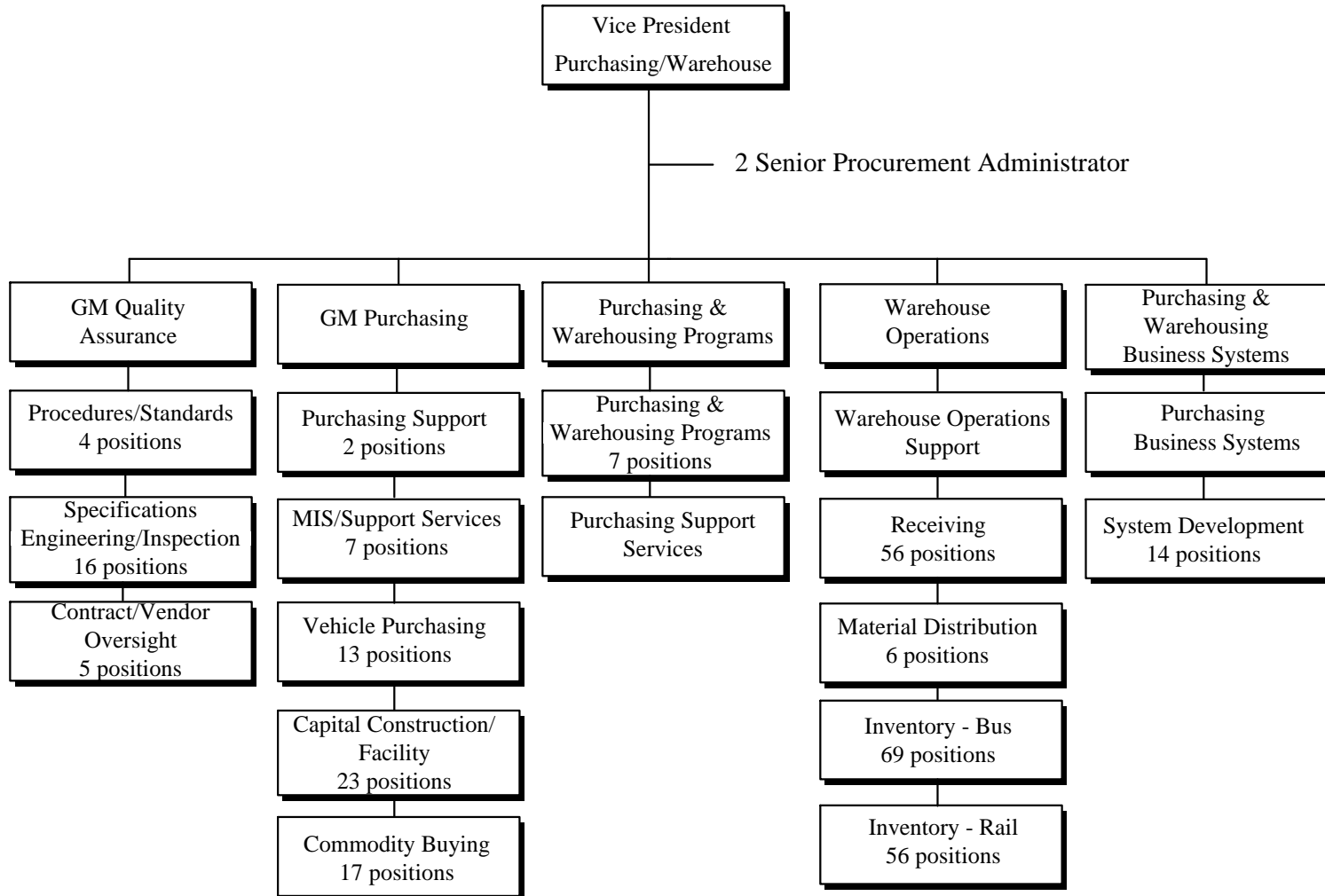
PAGE 1 DATE 09/28/01

ROLLS UP TO AREA 0705

<CTA FISCAL YEAR>

	1999 ACTUAL	2000 ACTUAL	2001 BUDGET	2001 FORECAST	2002 BUDGET
<u>POSITIONS:</u>					
BUDGETED POSITIONS	128	140	140	140	149
STO FULL TIME EQUIVALENT					
TOTAL POSITIONS	128	140	140	140	149
<u>HOURS:</u>					
OPERATING HOURS	305,868	312,544	268,978	307,911	298,120
NON-OPERATING HOURS	547	2,099	547	4,441	3,014
TOTAL HOURS	306,415	314,643	269,525	312,352	301,134
<u>OPERATING EXPENSES:</u>					
LABOR	9,857,818	10,471,710	10,163,139	10,434,008	10,490,692
MATERIAL	596,952	977,511	1,092,334	1,170,431	1,170,290
FUEL - REVENUE EQUIPMENT					
ELECTRIC POWER - REV EQUIPMENT					
PROV FOR INJURIES AND DAMAGES					
PURCHASE OF SECURITY SERVICES					
PURCHASE OF PARATRANSIT					
<u>OTHER SERVICES:</u>					
UTILITIES				61	
MAINTENANCE & REPAIR	78,538	62,406	38,347	47,171	47,171
ADVERTISING & PROMOTION					
CONTRACTUAL SERVICES	6,304	88,922	6,232	100,236	100,140
PROV FOR PASSENGER SECURITY					
LEASES & RENTALS	1,567,398	1,781,231	1,378,200	466,649	
TRAVEL, TRAINING, SEMINARS&DUES	2,991	3,556	2,991	2,489	618
WARRANTY AND OTHER CREDITS					
GENERAL EXPENSES	27,086	25,039	24,318	25,407	24,993
TOTAL OTHER SERVICES	1,682,317	1,961,154	1,450,088	642,013	172,922
TOTAL OPERATING EXPENSES	12,137,087	13,410,375	12,705,561	12,246,452	11,833,904
<u>NON-OPERATING EXPENSES:</u>					
LABOR	18,547	72,759	18,546	105,238	311,220
MATERIAL	(3,489)	(6,980)			
OTHER SERVICES	3,193,032	650,974	3,214,175	2,792,044	2,784,822
TOTAL NON-OPERATING EXPENSE	3,208,090	716,753	3,232,721	2,897,282	3,096,042

MANAGEMENT & PERFORMANCE PURCHASING/WAREHOUSING DIVISION



307 Total Positions

AREA 0750
PURCHASING/WAREHOUSING

C H I C A G O T R A N S I T A U T H O R I T Y
2002 BUDGET BY CATEGORY

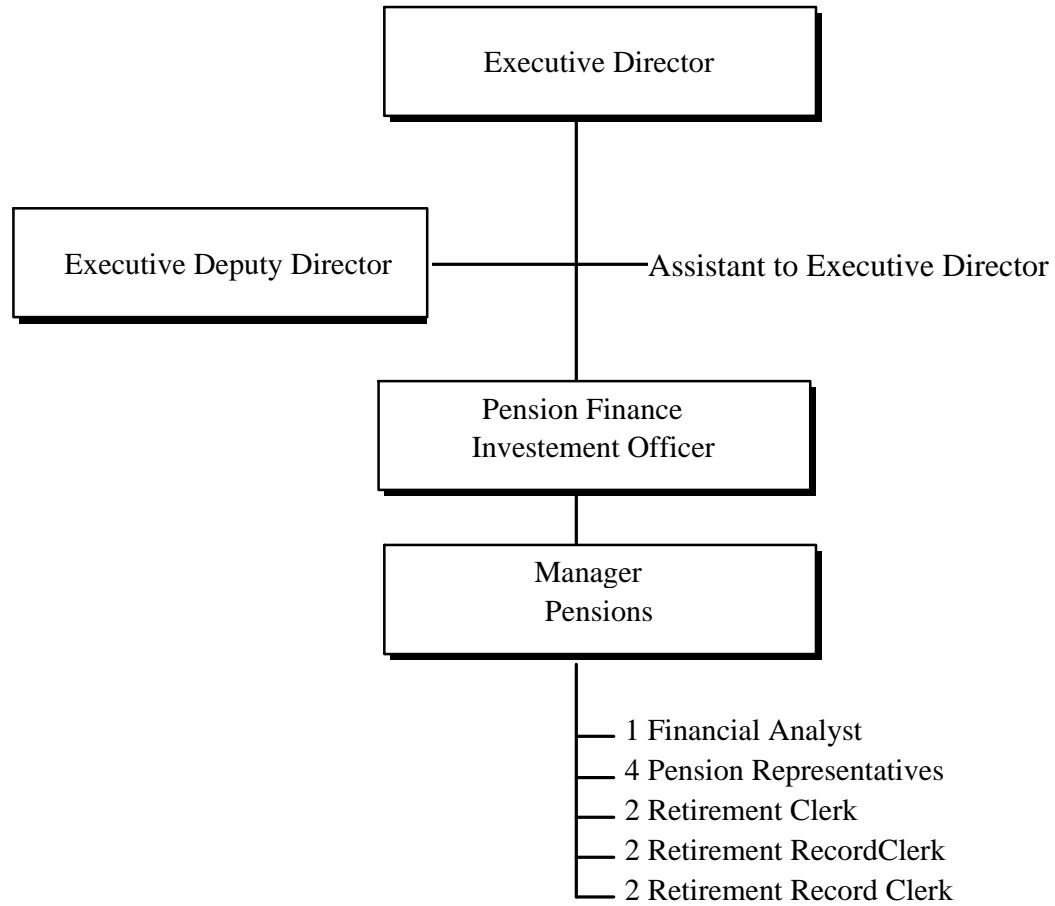
PAGE 1 DATE 09/28/01

ROLLS UP TO AREA 0600

<CTA FISCAL YEAR>

	1999 ACTUAL	2000 ACTUAL	2001 BUDGET	2001 FORECAST	2002 BUDGET
<u>POSITIONS:</u>					
BUDGETED POSITIONS	296	305	307	307	307
STO FULL TIME EQUIVALENT					
TOTAL POSITIONS	296	305	307	307	307
<u>HOURS:</u>					
OPERATING HOURS	538,711	534,643	580,093	532,572	583,352
NON-OPERATING HOURS	94	(636)	94		
TOTAL HOURS	538,805	534,007	580,187	532,572	583,352
<u>OPERATING EXPENSES:</u>					
LABOR	15,599,932	16,016,928	18,388,275	16,635,485	20,267,570
MATERIAL	484,939	359,359	496,715	404,853	438,461
FUEL - REVENUE EQUIPMENT					
ELECTRIC POWER - REV EQUIPMENT					
PROV FOR INJURIES AND DAMAGES					
PURCHASE OF SECURITY SERVICES					
PURCHASE OF PARATRANSIT					
<u>OTHER SERVICES:</u>					
UTILITIES					
MAINTENANCE & REPAIR	1,284,636	887,148	1,945,131	1,136,062	1,230,255
ADVERTISING & PROMOTION	14,917	38,660	34,920	25,684	40,000
CONTRACTUAL SERVICES	50,534	22,732	114,214	24,793	356,903
PROV FOR PASSENGER SECURITY					
LEASES & RENTALS	14,317	11,125	14,204	4,439	11,193
TRAVEL, TRAINING, SEMINARS & DUES	5,830	2,308	13,272	2,321	10,000
WARRANTY AND OTHER CREDITS					
GENERAL EXPENSES	29,522	23,524	26,155	20,714	30,091
TOTAL OTHER SERVICES	1,399,756	985,497	2,147,896	1,214,013	1,678,442
TOTAL OPERATING EXPENSES	17,484,627	17,361,784	21,032,886	18,254,351	22,384,473
<u>NON-OPERATING EXPENSES:</u>					
LABOR	2,050	(14,553)	2,050	(1)	
MATERIAL					
OTHER SERVICES	138,430	254,156	138,431	1,716,267	1,715,657
TOTAL NON-OPERATING EXPENSE	140,480	239,603	140,481	1,716,266	1,715,657

PENSIONS



*15 Total
Positions*

AREA 0625
PENSIONS

CHICAGO TRANSIT AUTHORITY
2002 BUDGET BY CATEGORY

PAGE 1 DATE 09/28/01

ROLLS UP TO AREA 0013

<CTA FISCAL YEAR>

	1999 ACTUAL	2000 ACTUAL	2001 BUDGET	2001 FORECAST	2002 BUDGET
<u>POSITIONS:</u>					
BUDGETED POSITIONS	8	15	15	15	15
STO FULL TIME EQUIVALENT					
TOTAL POSITIONS	8	15	15	15	15
<u>HOURS:</u>					
OPERATING HOURS		1,032		918	
NON-OPERATING HOURS	16,326	19,259	32,658	20,814	28,000
TOTAL HOURS	16,326	20,291	32,658	21,732	28,000
<u>OPERATING EXPENSES:</u>					
LABOR		27,336	(695)	34,522	
MATERIAL					
FUEL - REVENUE EQUIPMENT					
ELECTRIC POWER - REV EQUIPMENT					
PROV FOR INJURIES AND DAMAGES					
PURCHASE OF SECURITY SERVICES					
PURCHASE OF PARATRANSIT					
<u>OTHER SERVICES:</u>					
UTILITIES					
MAINTENANCE & REPAIR					
ADVERTISING & PROMOTION					
CONTRACTUAL SERVICES					
PROV FOR PASSENGER SECURITY					
LEASES & RENTALS					
TRAVEL, TRAINING, SEMINARS&DUES					
WARRANTY AND OTHER CREDITS					
GENERAL EXPENSES					
TOTAL OTHER SERVICES					
TOTAL OPERATING EXPENSES		27,336	(695)	34,522	
<u>NON-OPERATING EXPENSES:</u>					
LABOR	512,298	828,772	505,743	875,129	899,640
MATERIAL					
OTHER SERVICES	60,518	120,516	60,517		80,000
TOTAL NON-OPERATING EXPENSE	572,816	949,288	566,260	875,129	979,640

AREA 0990
NON-DEPARTMENTAL

CHICAGO TRANSIT AUTHORITY
2002 BUDGET BY CATEGORY

PAGE 1 DATE 09/28/01

ROLLS UP TO AREA 0013

<CTA FISCAL YEAR>

	1999 ACTUAL	2000 ACTUAL	2001 BUDGET	2001 FORECAST	2002 BUDGET
<u>POSITIONS:</u>					
<u>BUDGETED POSITIONS</u>					
STO FULL TIME EQUIVALENT					

TOTAL POSITIONS					
=====					
<u>HOURS:</u>					
OPERATING HOURS	(433,086)	(456,903)	(433,088)	(438,945)	(450,000)
NON-OPERATING HOURS					
TOTAL HOURS	(433,086)	(456,903)	(433,088)	(438,945)	(450,000)
=====					
<u>OPERATING EXPENSES:</u>					
LABOR	(14,489,716)	2,577,310	(14,156,399)	14,227,026	(13,637,764)
MATERIAL	(472,069)	793,623	338,671	(878,044)	(332,017)
FUEL - REVENUE EQUIPMENT					
ELECTRIC POWER - REV EQUIPMENT					
PROV FOR INJURIES AND DAMAGES	31,000,000	30,000,000	30,000,000	44,000,000	23,000,000
PURCHASE OF SECURITY SERVICES					
PURCHASE OF PARATRANSIT					

<u>OTHER SERVICES:</u>					
UTILITIES					
MAINTENANCE & REPAIR					
ADVERTISING & PROMOTION	(1,000,000)	300,000	(7)		
CONTRACTUAL SERVICES	397,738	93,807	2,100,000	7,396	2,000,000
PROV FOR PASSENGER SECURITY	2,610,000	4,816,638	5,082,001	4,845,000	4,845,000
LEASES & RENTALS	351,242	328,252	351,248	353,746	353,748
TRAVEL, TRAINING, SEMINARS & DUES	25,000	20,284			
WARRANTY AND OTHER CREDITS	(13,555,909)	(17,032,383)	(16,379,487)	(18,395,323)	(19,277,730)
GENERAL EXPENSES	616,203	638,252	665,204	930,046	2,288,385
TOTAL OTHER SERVICES	(10,555,726)	(10,835,150)	(8,181,041)	(12,259,135)	(9,790,597)

TOTAL OPERATING EXPENSES	5,482,489	22,535,783	8,001,231	45,089,847	(760,378)
=====					
<u>NON-OPERATING EXPENSES:</u>					
LABOR					
MATERIAL	2,635		2,635		
OTHER SERVICES	7,527,482	10,049,324	207,637,298	10,497,156	10,497,155
TOTAL NON-OPERATING EXPENSE	7,530,117	10,049,324	207,639,933	10,497,156	10,497,155
=====					

CHICAGO TRANSIT AUTHORITY
FY 2002 - 2006 Five Year Preliminary Program Marks

<u>NEW FUNDS</u>	<u>2002</u>	<u>2003</u>	<u>2004</u>	<u>2005</u>	<u>2006</u>	<u>TOTAL</u>
Sec. 9 (5307) Formula	\$116,632,397	\$130,352,105	\$130,352,105	\$130,352,105	\$130,352,105	\$638,040,817
Sec. 9 (5307) CMAQ	\$0	\$0	\$0	\$0	\$0	\$0
Sec. 3 (5309) Fixed Guideway	\$71,106,657	\$86,358,328	\$86,358,328	\$86,358,328	\$86,358,328	\$416,539,969
Sec. 3 (5309) Bus	\$2,662,635	\$2,818,042	\$2,818,042	\$2,818,042	\$2,818,042	\$13,934,803
Sec. 3 (5309) New Start	<u>\$39,000,000</u>	<u>\$64,600,000</u>	<u>\$117,000,000</u>	<u>\$110,600,000</u>	<u>\$209,765,887</u>	<u>\$540,965,887</u>
Available Federal	\$229,401,689	\$284,128,475	\$336,528,475	\$330,128,475	\$429,294,362	\$1,609,481,476
IDOT Bonds	\$46,400,000	\$46,400,000	\$46,400,000	\$46,400,000	\$46,400,000	\$232,000,000
RTA Bonds	\$27,569,685	\$119,843,962	\$2,586,353	\$0	\$0	\$150,000,000
RTA/SCIP II Phase II Bonds	\$130,000,000	\$130,000,000	\$130,000,000	\$0	\$0	\$390,000,000
RTA Discretionary	\$9,657,000	\$9,657,000	\$9,657,000	\$9,657,000	\$9,657,000	\$48,285,000
Transfer Capital	<u>\$20,353,000</u>	<u>\$20,353,000</u>	<u>\$20,353,000</u>	<u>\$20,353,000</u>	<u>\$20,353,000</u>	<u>\$101,765,000</u>
Available State/Local	\$233,979,685	\$326,253,962	\$208,996,353	\$76,410,000	\$76,410,000	\$922,050,000
TOTAL NEW FUNDS	\$463,381,374	\$610,382,437	\$545,524,828	\$406,538,475	\$505,704,362	\$2,531,531,476
<u>REPROGRAMMED FUNDS</u>						
Sec. 9 (5307) Formula	\$0	\$0	\$0	\$0	\$0	\$0
Sec. 3 (5309) Fixed G'way	<u>\$0</u>	<u>\$0</u>	<u>\$0</u>	<u>\$0</u>	<u>\$0</u>	<u>\$0</u>
Available Federal	\$0	\$0	\$0	\$0	\$0	\$0
Discretionary	\$0	\$0	\$0	\$0	\$0	\$0
RTA Bonds	\$0	\$0	\$0	\$0	\$0	\$0
Bond Interest	\$0	\$0	\$0	\$0	\$0	\$0
Transfer Capital	<u>\$0</u>	<u>\$0</u>	<u>\$0</u>	<u>\$0</u>	<u>\$0</u>	<u>\$0</u>
Available State/Local	\$0	\$0	\$0	\$0	\$0	\$0
TOTAL REPROGRAMMED	\$0	\$0	\$0	\$0	\$0	\$0
TOTAL PROGRAMMED	\$463,381,374	\$610,382,437	\$545,524,828	\$406,538,475	\$505,704,362	\$2,531,531,476

CHICAGO TRANSIT AUTHORITY

Proposed FY 2002 - 2006 Capital Program (thousands of dollars)

<u>PROJ #</u>	<u>TITLE</u>	<u>Funded</u>	<u>2002</u>	<u>2003</u>	<u>2004</u>	<u>2005</u>	<u>2006</u>	<u>5 Year Funding</u>	<u>Outyear</u>	<u>Project Total</u>
Bus Projects										
<u>Rolling Stock</u>										
021.803	Perform Bus Maintenance Activities (TC)	3,120	5,088	5,088	5,088	5,088	5,088	25,441	0	28,561
021.806	Perform Mid-Life (6000 Series) & Life Extending Bus Overhaul (4400 Series)	13,694	12,640	8,800	8,800	0	0	30,240	0	43,934
031.054	Purchase Buses	69,294	23,000	63,045	69,206	656	0	155,906	132,300	357,500
050.017	Automated Bus Announcements	<u>1,000</u>	<u>11,000</u>	<u>0</u>	<u>0</u>	<u>0</u>	<u>0</u>	<u>11,000</u>	<u>0</u>	<u>12,000</u>
	Sub-Total	87,108	51,728	76,933	83,094	5,744	5,088	222,587	132,300	441,995
Rail Projects										
<u>Acquisitions & Extensions</u>										
194.115	CTA Ravenswood Line	23,105	24,050	27,984	75,256	56,601	77,354	261,245	191,512	475,862
194.117	Rehabilitate CTA Douglas Branch New Start (Federal)	112,313	35,000	55,000	85,000	85,000	40,320	300,320	0	412,634
194.138	Rehab Clark Junction (Southport to Armitage - Track & Signal)	8,400	41,800	0	0	0	0	41,800	0	50,200
194.139	Rehabilitate Dan Ryan Branch - Red Line	9,380	78,147	145,022	0	0	0	223,169	0	232,549
194.817	Rehab CTA Douglas Branch - Debt Service	10,500	0	12,500	12,500	12,500	14,500	52,000	0	62,500
194.818	CTA Ravenswood Debt Service	<u>0</u>	<u>6,000</u>	<u>6,000</u>	<u>6,000</u>	<u>6,000</u>	<u>6,000</u>	<u>30,000</u>	<u>30,000</u>	<u>60,000</u>
	Sub-Total	163,699	184,997	246,506	178,756	160,101	138,174	908,534	221,512	1,293,745
<u>P/W Electric, Signal, Comm.</u>										
121.018	Replace/Upgrade Power Distribution and Signals	<u>8,782</u>	<u>18,768</u>	<u>37,103</u>	<u>36,966</u>	<u>44,871</u>	<u>0</u>	<u>137,709</u>	<u>18,639</u>	<u>165,130</u>
	Sub-Total	8,782	18,768	37,103	36,966	44,871	0	137,709	18,639	165,130
<u>P/W Track & Structure</u>										
171.036	Renew Structure	65,645	1,400	0	5,305	0	0	6,705	0	72,350
171.133	Repair Track and Structure Defects (TC)	0	5,401	5,401	5,401	5,401	5,401	27,004	0	27,004
171.217	Replace Flange Angles	15,217	10,448	9,835	10,130	3,376	0	33,789	0	49,005
173.022	Rehabilitate Viaducts and Retaining Walls - Purple Line	800	6,719	0	5,628	11,881	8,291	32,518	0	33,318
181.045	Upgrade Track - Addison to O'Hare - O'Hare	1,003	2,000	8,964	8,964	8,964	0	28,891	0	29,894
181.046	Replace Ties	11,455	8,495	8,427	8,073	0	0	24,995	34,711	71,161
181.047	Renew R.O.W. and Footwalk - Systemwide	<u>14,258</u>	<u>3,361</u>	<u>3,462</u>	<u>3,566</u>	<u>3,673</u>	<u>3,783</u>	<u>17,846</u>	<u>0</u>	<u>32,104</u>
	Sub-Total	108,378	37,824	36,089	47,065	33,295	17,475	171,748	34,711	314,836
<u>Rolling Stock</u>										
022.903	Perform Rail Car Overhaul & Mid-Life Rehabilitation	62,360	8,000	3,000	3,000	6,084	61,060	81,144	211,966	355,470
022.906	Perform Rail Car Maintenance Activities (TC)	6,880	5,960	5,960	5,960	5,960	5,960	29,798	0	36,679
132.055	Implement Test Cars for New Technology	0	5,000	0	6,000	5,000	0	16,000	0	16,000
132.056	Replace Up To 610 Rail Cars (2200/2400 Series & Fleet Expansion)	<u>1,000</u>	<u>35,469</u>	<u>40,131</u>	<u>133,526</u>	<u>177,000</u>	<u>123,000</u>	<u>509,127</u>	<u>390,000</u>	<u>900,127</u>
	Sub-Total	70,240	54,429	49,091	148,486	194,044	190,020	636,069	601,966	1,308,275

CHICAGO TRANSIT AUTHORITY

Proposed FY 2002 - 2006 Capital Program (thousands of dollars)

<u>PROJ #</u>	<u>TITLE</u>	<u>Funded</u>	<u>2002</u>	<u>2003</u>	<u>2004</u>	<u>2005</u>	<u>2006</u>	<u>5 Year Funding</u>	<u>Outyear</u>	<u>Project Total</u>
<u>Stations & Pass. Facilities</u>										
141.272	Design Rail Stations	0		1,630	1,440	0	0	3,070	55,969	59,039
141.273	Reconstruct Rail Stations	<u>9,126</u>	<u>983</u>	<u>14,338</u>	<u>38,307</u>	<u>0</u>	<u>83,684</u>	<u>137,312</u>	<u>44,562</u>	<u>191,000</u>
	Sub-Total	9,126	983	15,968	39,747	0	83,684	140,382	100,531	250,039
<u>Support Fac. & Equipment</u>										
074.066	Expand 98th Shop Capacity	<u>150</u>	<u>0</u>	<u>0</u>	<u>1,093</u>	<u>0</u>	<u>0</u>	<u>1,093</u>	<u>46,371</u>	<u>47,614</u>
	Sub-Total	150	0	0	1,093	0	0	1,093	46,371	47,614
Systemwide Projects										
<u>Miscellaneous</u>										
052.018	Implement Control Center & SCADA Operational System Projects	50,200	3,624	0	2,500	0	0	6,124	63,000	119,324
053.016	Systemwide Communication Upgrades	1,500	6,889	5,000	16,391	5,000	5,000	38,280	39,000	78,780
061.059	Implement Computer Systems	14,433	9,051	3,826	3,080	2,505	2,455	20,917	18,639	53,988
062.090	Replace Financial Systems	14,546	10,000	6,556	0	4,000	2,000	22,556	2,000	39,103
102.039	Implement Automated Fare Control (AFC) Projects	8,154	13,394	45,440	2,122	1,093	2,251	64,299	11,188	83,642
110.011	Improve Systemwide Signage Program	11,600	0	3,000	3,000	3,000	3,000	12,000	0	23,600
190.033	Implement Quality Assurance Program	2,927	370	381	393	404	417	1,965	0	4,893
190.037	Land Acquisition	0	10,000	5,000	5,000	0	0	20,000	0	20,000
193.810	Miscellaneous & Unanticipated Capital	5,652	2,000	2,000	2,000	2,000	2,000	10,000	0	15,652
202.205	Program Management	4,000	4,000	4,000	4,000	0	0	12,000	0	16,000
202.218	Expand Transit Options	<u>0</u>	<u>3,000</u>	<u>0</u>	<u>0</u>	<u>0</u>	<u>0</u>	<u>3,000</u>	<u>0</u>	<u>3,000</u>
	Sub-Total	113,013	62,329	75,204	38,485	18,002	17,123	211,142	133,827	457,982
<u>Support Facilities & Equip.</u>										
042.023	Improve Facilities - Systemwide	13,572	4,555	4,691	4,832	4,977	5,126	24,182	0	37,754
070.023	Improve Bus/Rail Facilities (TC)	6,624	3,904	3,904	3,904	3,904	3,904	19,521	0	26,145
073.059	Improve Facilities	714	13,542	1,647	0	53,325	54,926	123,440	0	124,154
076.041	Replace/Upgrade Hoists, Escalators, and Elevators	2,000	3,060	15,567	2,185	2,251	2,319	25,382	0	27,382
084.059	Purchase Equipment & Non-Revenue Vehicles	<u>22,225</u>	<u>11,821</u>	<u>8,130</u>	<u>8,374</u>	<u>8,625</u>	<u>8,884</u>	<u>45,835</u>	<u>0</u>	<u>68,060</u>
	Sub-Total	45,135	36,882	33,940	19,296	73,083	75,159	238,361	0	283,495
	Sub-total Capital Projects	605,630	447,941	570,834	592,989	529,139	526,723	2,667,625	1,289,856	4,536,112
	Contingencies/Administration	0	44,380	55,389	52,973	59,217	61,898	273,856	0	273,856
	Capital Total	605,630	492,321	626,223	645,961	588,356	588,621	2,941,481	1,289,856	4,836,968
	Private Financing		28,939	15,841	100,436	181,817	82,917	409,950		
	Marks		463,381	610,382	545,525	406,538	505,704	2,531,531		
	Marks/Variance		0	(0)	0	0	(0)	0		

CHICAGO TRANSIT AUTHORITY FY 2002 - 2006 CAPITAL PROGRAM

PROJECT: 021.803 **CATEGORY:** BUS-ROLLING STOCK

PROJECT TITLE: Perform Bus Maintenance Activities (TC)

DESCRIPTION/JUSTIFICATION:

FY 2002-2006 funding will provide labor and material to support the repair of buses. Maintenance costs will stabilize as more buses are cycled through the Mid-Life Overhaul Program.

CTA has embarked on an aggressive Bus Preventive Maintenance Program to schedule replacement of parts nearing the end of their useful life before they fail. Most of this effort will center on the Mid-Life Overhaul of buses in their 5th to 7th years. This program will have many benefits. By investing in a Preventive Maintenance Program centered on the timely overhaul and replacement of buses CTA will improve the comfort, quality, and reliability of its service while reducing operating expenses. As more buses are cycled through the Mid-Life Overhaul Program, unscheduled maintenance on buses will be significantly reduced.

FINANCIAL SUMMARY:

GRANTS		EXPENDITURES		OBLIGATIONS	
Funded	\$ 3,119,566	2002	\$ 5,088,250	\$ 5,088,250	
Pending		2003	5,088,250	5,088,250	
		2004	5,088,250	5,088,250	
		2005	5,088,250	5,088,250	
		2006	5,088,250	5,088,250	
		2007	0	0	
	Total		\$ 25,441,250	\$ 25,441,250	
FY 2002-2006	\$ 25,441,250				

CHICAGO TRANSIT AUTHORITY FY 2002 - 2006 CAPITAL PROGRAM

PROJECT: 021.806 **CATEGORY:** BUS-ROLLING STOCK

PROJECT TITLE: Perform Mid-Life (6000 Series) & Life-Extending Bus Overhaul (4400 Series)

DESCRIPTION/JUSTIFICATION:

FY 2002- 2006 funding will provide for the implementation of the Mid-Life Overhaul of the Flxible (Series 6000) Buses and completion of the life-extending TMC (4400 Series) Bus Overhaul. Outyear funding will provide for continuation of this program.

CTA has embarked on an aggressive Bus Preventive Maintenance Program to schedule replacement of parts nearing the end of their useful life before they fail. Most of this effort will center on the Mid-Life Overhaul of buses in their 5th to 7th year. This program will have many benefits. By investing in a Preventive Maintenance Program centered on the timely overhaul and replacement of buses, CTA will improve the comfort, quality, and reliability of its service while reducing operating expenses. As more buses are cycled thorough the Mid-Life Overhaul Program, unscheduled maintenance on buses will be significantly reduced. This effort will extend the useful life of the TMC buses by 5 to 7 years to stabilize our bus replacement and maintenance programs.

FINANCIAL SUMMARY:

GRANTS		EXPENDITURES	OBLIGATIONS
Funded	\$ 13,693,996	2002 \$ 12,639,913	\$ 12,639,913
Pending	FY 2001 0	2003 8,800,000	8,800,000
	FY 2002 12,639,913	2004 8,800,000	8,800,000
	FY 2003 8,800,000	2005 0	0
	FY 2004 8,800,000	2006 0	0
	FY 2005 0	2007 0	0
	FY 2006 0		
Total	\$ 43,933,909	\$ 30,239,913	\$ 30,239,913
FY 2002-2006	Program \$ 30,239,913		

CHICAGO TRANSIT AUTHORITY FY 2002 - 2006 CAPITAL PROGRAM

PROJECT: 022.903 **CATEGORY:** RAIL-ROLLING STOCK

PROJECT TITLE: Perform Rail Car Overhaul & Mid-Life Rehabilitation

DESCRIPTION/JUSTIFICATION:

FY 2002-2006 funding will provide for ongoing overhaul preventive maintenance program. This program will include projects such as the following: light "C" overhaul (replacement of limited number of components) of the 2400 and 3200 Series; the start of a "C" overhaul for the 2600 Series; final portion of the 2600 Series Mid-life ("D" level) rehabilitation; start up of Mid-life rehabilitation of the 3200 Series. Maintenance costs will stabilize as more rail cars are cycled through the preventive maintenance program.

CTA has embarked on an aggressive Rail Preventative Maintenance Program to schedule replacement of parts nearing the end of their useful life before they fail. Examples of items to be replaced are control groups, air conditioning units, and truck assemblies including traction motors, brake calipers, and axle assemblies. This effort will center on "C" level overhaul at 6 and 18 years, and a mid-life ("D" level) overhaul at 12 to 13 years. By performing these scheduled maintenance activities and replacing rail cars at the appropriate time, generally at 25 years of age, CTA will improve the comfort, quality, and service reliability of the rail cars while reducing operating maintenance costs. As more rail cars are cycled through the overhaul program, unscheduled maintenance will be significantly reduced.

FINANCIAL SUMMARY:

GRANTS		EXPENDITURES	OBLIGATIONS
Funded	\$ 62,359,983	2002 \$ 8,000,000	\$ 8,000,000
Pending			
	FY 2001 0	2003 3,000,000	3,000,000
	FY 2002 8,000,000	2004 3,000,000	3,000,000
	FY 2003 3,000,000	2005 6,084,000	6,084,000
	FY 2004 3,000,000	2006 61,060,000	61,060,000
	FY 2005 6,084,000	2007 0	0
	FY 2006 61,060,000		
	Total \$ 143,503,983	\$ 81,144,000	\$ 81,144,000
FY 2002-2006	Program \$ 81,144,000		

CHICAGO TRANSIT AUTHORITY FY 2002 - 2006 CAPITAL PROGRAM

PROJECT: 022.906 **CATEGORY:** RAIL-ROLLING STOCK

PROJECT TITLE: Perform Rail Car Maintenance Activities (TC)

DESCRIPTION/JUSTIFICATION:

FY 2002-2006 funding will provide for the ongoing repair of rail cars. Maintenance costs will stabilize as more rail cars are cycled through the preventive maintenance overhaul program.

CTA has embarked on an aggressive rail preventative maintenance program to schedule replacement of parts nearing the end of their useful life before they fail. This effort will center on "C" level overhauls at 6 to 18 years, and a mid-life ("D" level) overhaul at 12 to 13 years. By performing these maintenance activities and replacing rail cars at the appropriate time, generally at 25 years of age, CTA will improve the comfort, quality, and service reliability of the rail cars while reducing operating maintenance costs. As more rail cars are cycled through the overhaul program, unscheduled maintenance will be significantly reduced.

FINANCIAL SUMMARY:

GRANTS		EXPENDITURES		OBLIGATIONS	
Funded	\$ 6,880,434	2002	\$ 5,959,670	\$ 5,959,670	
Pending	FY 2001 0	2003	5,959,640	5,959,640	
	FY 2002 5,959,670	2004	5,959,670	5,959,670	
	FY 2003 5,959,640	2005	5,959,670	5,959,670	
	FY 2004 5,959,670	2006	5,959,670	5,959,670	
	FY 2005 5,959,670	2007	0	0	
	FY 2006 5,959,670				
	Total \$ 36,678,754		\$ 29,798,320	\$ 29,798,320	
FY 2002-2006	Program \$ 29,798,320				

CHICAGO TRANSIT AUTHORITY FY 2002 - 2006 CAPITAL PROGRAM

PROJECT: 031.054

CATEGORY: BUS-ROLLING STOCK

PROJECT TITLE: Purchase Buses

DESCRIPTION/JUSTIFICATION:

Purchase and place into service up to 75 fully accessible, air conditioned Option 2 Articulated buses, including a spare parts inventory. Purchase and replace 467 Flxible buses, and 490 TMC buses.

The 75 Articulated buses manufactured by M.A.N in 1982, that are still in service, will be replaced. These buses reached their industry standard retirement age of 12 years in 1994. Continued operation of these overage M.A.N. buses imposes unnecessarily high maintenance and operating costs on the CTA and reduces service reliability for our riders. Buses manufactured by Flxible in 1991 will be replaced. These buses reach the industry standard retirement age of 12 years in 2003. The TMC buses received in 1991 and will reach the industry standard retirement age of 12 years in 2003. An overhaul program will extend the life of the TMC buses to allow for a more affordable procurement schedule. Specification development to replace the TMC buses will begin in this five year program, with scheduled replacement to begin in 2007. All of the new buses will be air conditioned and fully accessible.

FINANCIAL SUMMARY:

GRANTS		EXPENDITURES		OBLIGATIONS	
Funded	\$ 69,293,965	2002	\$ 23,000,000	\$	23,000,000
Pending	0	2003	63,045,000		63,045,000
	23,000,000	2004	69,205,600		69,205,600
	63,045,000	2005	655,620		655,620
	69,205,600	2006	0		0
	655,620	2007	0		0
	0				
Total	\$ 225,200,185		\$ 155,906,220	\$	155,906,220
FY 2002-2006 Program	\$ 155,906,220				

CHICAGO TRANSIT AUTHORITY FY 2002 - 2006 CAPITAL PROGRAM

PROJECT: 042.023 **CATEGORY:** SYSTEM-SUPPORT FACILITIES & EQUIPMENT

PROJECT TITLE: Improve Facilities - Systemwide

DESCRIPTION/JUSTIFICATION:

Upgrade and improve facilities systemwide.

FY 2002 funding will provide for the following: upgrade and improve bus turnarounds throughout the service area, as required, including pavement, lighting, landscaping, and rehabilitation or addition of bathroom facilities; replacement or repair of roofs at various locations to be identified; and the upgrading of rail station amenities such as station entrances, lighting, painting, benches, and signage at various rail stations. Future funding will be required to continue these multi-year programs.

A significant number of rail stations and bus turnarounds have not been improved or enhanced in many years and are in need of upgrades that will improve appearances and give passengers a greater sense of security and confidence in using the system. Many roofs are nearing, or are at the end of their service life and require replacement in order to avoid safety hazards and to prevent damage to building interiors and roof structures.

FINANCIAL SUMMARY:

GRANTS				EXPENDITURES		OBLIGATIONS	
Funded	\$	13,572,111	2002	\$	4,554,791	\$	4,554,791
Pending							
	FY 2001	0	2003		4,691,435		4,691,435
	FY 2002	4,554,791	2004		4,832,178		4,832,178
	FY 2003	4,691,435	2005		4,977,020		4,977,020
	FY 2004	4,832,178	2006		5,126,417		5,126,417
	FY 2005	4,977,020	2007		0		0
	FY 2006	5,126,417					
	Total	\$ 37,753,952		\$	24,181,841	\$	24,181,841
FY 2002-2006	Program	\$ 24,181,841					

CHICAGO TRANSIT AUTHORITY FY 2002 - 2006 CAPITAL PROGRAM

PROJECT: 050.017 **CATEGORY:** BUS-ROLLING STOCK

PROJECT TITLE: Automated Bus Announcements

DESCRIPTION/JUSTIFICATION:

Purchase and install an Automated Bus Announcement System for CTA's bus fleet.

Prior funding provided for design of the automated bus announcement system. FY 2002 funding will provide for the installation of the system on the CTA bus fleet.

To improve customer service, CTA will install an on-board automated announcement system. The system will be used to announce and visually display the next stop on each bus route. Customer information and safety messages will also be provided.

FINANCIAL SUMMARY:

GRANTS		EXPENDITURES		OBLIGATIONS	
Funded	\$ 1,000,000	2002	\$ 11,000,000	\$	11,000,000
Pending					
FY 2001	0	2003	0		0
FY 2002	11,000,000	2004	0		0
FY 2003	0	2005	0		0
FY 2004	0	2006	0		0
FY 2005	0	2007	0		0
FY 2006	0				
Total	\$ 12,000,000		\$ 11,000,000	\$	11,000,000
FY 2002-2006	\$ 11,000,000				
Program					

CHICAGO TRANSIT AUTHORITY FY 2002 - 2006 CAPITAL PROGRAM

PROJECT: 061.059 **CATEGORY:** SYSTEM-MISCELLANEOUS

PROJECT TITLE: Implement Computer Systems

DESCRIPTION/JUSTIFICATION:

Purchase hardware and software to implement new and upgraded data processing systems, funding for professional services to manage implementation of information technology, and the purchase and installation of office computer data processing hardware and software.

FY 2002 funding will provide for LAN expansion, computer room infrastructure improvements, software licenses, web development, the upgrading of servers to Windows 2000 and the upgrade/replacement of desktop computers, software and associated peripherals, printers and servers. Future funding will provide for the continued upgrade/replacement of desktop computers, software and associated peripherals, printers and servers.

Computer systems, over time, reach their capacity or become outdated and consequently need to be upgraded or replaced. Existing and projected information demands require new applications and will be best met by systems with faster speed and greater reliability and efficiency. The Enterprise Program Management Office (e-PMO) will oversee all information technology projects to ensure that proper resources are used and implementation is efficient, cost effective and complete. Each of the information technology systems to be implemented will be highly complex and interdependent and proper management oversight will be required to ensure the success of these projects. Current staff will continue to perform maintenance and operating functions and the e-PMO staff will coordinate major information technology initiatives, consultants and CTA resources.

FINANCIAL SUMMARY:

GRANTS		EXPENDITURES		OBLIGATIONS	
Funded	\$ 14,432,804	2002	\$ 9,051,125	\$	9,051,125
Pending	0	2003	3,825,909		3,825,909
	9,051,125	2004	3,079,966		3,079,966
	3,825,909	2005	2,504,677		2,504,677
	3,079,966	2006	2,455,304		2,455,304
	2,504,677	2007	0		0
	2,455,304				
Total	\$ 35,349,785		\$ 20,916,981	\$	20,916,981
FY 2002-2006	\$ 20,916,981	Program			

CHICAGO TRANSIT AUTHORITY FY 2002 - 2006 CAPITAL PROGRAM

PROJECT: 062.090

CATEGORY: SYSTEM-MISCELLANEOUS

PROJECT TITLE: Replace Financial Systems

DESCRIPTION/JUSTIFICATION:

Replace CTA's outmoded financial systems with a modern suite of financial systems and provide for the development of a corporate timekeeping system that will meet CTA requirements and interface effectively with the new financial systems.

CTA currently operates a collection of customized financial applications developed over the past fifteen years. This includes the accounts receivable, accounts payable, general ledger, and payroll systems. This project seeks to replace these systems with modern, industry-standard enterprise applications. This new enterprise system will also be capable of allowing interfaces from other industry-standard computer software systems used to manage inventory, maintenance, labor and parts. The current system was implemented over a period of years and is highly customized, expensive, and difficult to maintain or enhance. In addition, the proper implementation of ERP human resource and payroll modules requires that time and attendance data be consistent with the financial system that is being implemented.

FINANCIAL SUMMARY:

GRANTS				EXPENDITURES		OBLIGATIONS	
Funded	\$	14,546,207	2002	\$	2,000,000	\$	10,000,000
Pending							
	FY 2001	0	2003		4,000,000		6,556,362
	FY 2002	10,000,000	2004		8,000,000		0
	FY 2003	6,556,362	2005		3,000,000		4,000,000
	FY 2004	0	2006		2,500,000		2,000,000
	FY 2005	4,000,000	2007		3,056,362		0
	FY 2006	2,000,000					
	Total	\$ 37,102,569			\$ 22,556,362	\$	22,556,362
FY 2002-2006	Program	\$ 22,556,362					

CHICAGO TRANSIT AUTHORITY FY 2002 - 2006 CAPITAL PROGRAM

PROJECT: 070.023 **CATEGORY:** SYSTEM-SUPPORT FACILITIES & EQUIPMENT

PROJECT TITLE: Improve Bus/Rail Facilities (TC)

DESCRIPTION/JUSTIFICATION:

Correct deficiencies at CTA bus and rail facilities through systematic inspection, and rehabilitation or replacement of substandard elements.

This program will fund the rehabilitation of CTA support facilities where building components have defects which need immediate repair. These facilities must be kept in a good state of repair in order to allow efficient performance of maintenance duties on CTA rolling stock.

FINANCIAL SUMMARY:

GRANTS			EXPENDITURES		OBLIGATIONS
Funded		\$ 6,624,018	2002	\$ 3,904,276	\$ 3,904,276
Pending	FY 2001	0	2003	3,904,276	3,904,276
	FY 2002	3,904,276	2004	3,907,276	3,907,276
	FY 2003	3,904,276	2005	3,904,276	3,904,276
	FY 2004	3,907,276	2006	3,904,276	3,904,276
	FY 2005	3,904,276	2007	0	0
	FY 2006	3,904,276			
	Total	<u>\$ 26,148,398</u>		<u>\$ 19,524,380</u>	<u>\$ 19,524,380</u>
FY 2002-2006	Program	\$ 19,524,380			

CHICAGO TRANSIT AUTHORITY FY 2002 - 2006 CAPITAL PROGRAM

PROJECT: 073.059 **CATEGORY:** SYSTEM-SUPPORT FACILITIES & EQUIPMENT

PROJECT TITLE: Improve Facilities

DESCRIPTION/JUSTIFICATION:

Improve and upgrade bus and rail facilities, and associated elements, throughout the system.

Initial funding provided for design of bus washing and trash collection equipment at Forest Glen Bus Garage. FY 2002 funding will provide for design of two bus storage and maintenance facilities to replace two of CTA's oldest bus garages, and design of an upgraded ventilation system at South Shops Complex. Future funding in FY 2003 will be required for construction of the ventilation system at South Shops and the bus washing and trash collection equipment at Forest Glen. Funding in FY 2005 and 2006 will provide for construction of one bus garage in each year.

Rail and bus facilities must be upgraded and improved in order to maintain efficient and effective transit operations. Within the FY 2002-2006 Capital Program, CTA intends to design two garages and start construction efforts to replace the identified garages. The ventilation systems at South Shops complex require updating because they are antiquated and do not provide adequate air flow for current demands. Forest Glen Garage requires upgraded washing and trash collection equipment because it currently has one bus washer and no functional trash collection system. The existing bus washing equipment at Forest Glen Garage is over 35 years old, costly to repair, and is inadequate to meet the washing needs of this facility.

FINANCIAL SUMMARY:

GRANTS		EXPENDITURES		OBLIGATIONS	
Funded	\$ 714,212	2002	\$ 13,541,555	\$	13,541,555
Pending		2003			
	FY 2001 0		1,647,000		1,647,000
	FY 2002 13,541,555	2004	0		0
	FY 2003 1,647,000	2005	53,325,290		53,325,290
	FY 2004 0	2006	54,925,976		54,925,976
	FY 2005 53,325,290	2007	0		0
	FY 2006 54,925,976				
	Total \$ 124,154,033		\$ 123,439,821	\$	123,439,821
FY 2002-2006	Program \$ 123,439,821				

CHICAGO TRANSIT AUTHORITY FY 2002 - 2006 CAPITAL PROGRAM

PROJECT: 074.066

CATEGORY: RAIL-SUPPORT FACILITIES & EQUIPMENT

PROJECT TITLE: Expand 98th Shop Capacity

DESCRIPTION/JUSTIFICATION:

Expand existing shop and related trackwork to provide a shop that better meets current Red Line operational requirements.

Currently we are assessing expansion options in the severely limited space available within the confines of the Dan Ryan Expressway right-of-way. Outyear funds will design a new or expanded shop. Future (post - 2006) funds will be needed to construct the improvements.

The south end of the Red Line has no indoor car washing facility and maintenance capacity is severely limited, with one 4-car pit position and two 2-car hoist positions. In contrast, the north end of the Red Line (Howard) has a maintenance capacity for 26 cars. This imbalanced maintenance capability makes it difficult to support operations at both ends of this heavily used line. The total maintenance capacity of both shops, 32 cars, is inadequate for this major line.

FINANCIAL SUMMARY:

GRANTS		EXPENDITURES		OBLIGATIONS	
Funded	\$ 150,000	2002	\$ 0	\$	0
Pending					
	FY 2001 0	2003	0		0
	FY 2002 0	2004	21,855		1,092,727
	FY 2003 0	2005	983,454		0
	FY 2004 1,092,727	2006	87,418		0
	FY 2005 0	2007	0		0
	FY 2006 0				
	Total \$ 1,242,727		\$ 1,092,727	\$	1,092,727
FY 2002-2006	Program \$ 1,092,727				

CHICAGO TRANSIT AUTHORITY FY 2002 - 2006 CAPITAL PROGRAM

PROJECT: 076.041 **CATEGORY:** SYSTEM-SUPPORT FACILITIES & EQUIPMENT

PROJECT TITLE: Replace/Upgrade Hoists, Escalators, and Elevators

DESCRIPTION/JUSTIFICATION:

Replace/upgrade hoists, escalators, and elevators at various locations throughout the system.

FY 2002 funding will provide for hoist replacement at South Shops, and elevator/escalator replacement/upgrade at various locations throughout the system. Future funding will provide for the continued replacement/upgrade of elevators and escalators and specifically the replacement of escalators at 15 locations in the Loop on the Red Line.

Various hoists, escalators, and elevators throughout the system are beyond their service life and are in disrepair, requiring continual maintenance work. These hoists, escalators, and elevators are in poor condition and need to be rehabilitated to insure safe and reliable service.

FINANCIAL SUMMARY:

GRANTS				EXPENDITURES		OBLIGATIONS	
Funded		\$	2,000,000	2002	\$	3,060,000	\$ 3,060,000
Pending	FY 2001		0	2003		15,567,198	15,567,198
	FY 2002		3,060,000	2004		2,185,454	2,185,454
	FY 2003		15,567,198	2005		2,250,962	2,250,962
	FY 2004		2,185,454	2006		2,318,530	2,318,530
	FY 2005		2,250,962	2007		0	0
	FY 2006		2,318,530				
	Total	\$	27,382,144		\$	25,382,144	\$ 25,382,144
FY 2002-2006	Program	\$	25,382,144				

CHICAGO TRANSIT AUTHORITY FY 2002 - 2006 CAPITAL PROGRAM

PROJECT: 084.059 **CATEGORY:** SYSTEM-SUPPORT FACILITIES & EQUIPMENT

PROJECT TITLE: Purchase Equipment & Non-Revenue Vehicles

DESCRIPTION/JUSTIFICATION:

Provide for the purchase of tools, equipment, and non-revenue vehicles needed to maintain the bus and rail rolling stock, and facilities throughout the CTA system.

Capital eligible equipment purchased under this program will be used to repair rolling stock and maintain elements of the infrastructure in order to support bus, rail, and facilities operations. Examples of equipment include (2002 costs): hoists (\$30,000), milling machine (\$120,000), floor scrubber (\$35,000), and fork lifts (\$45,000). The non-revenue vehicles to be replaced are overaged. Non-revenue vehicles are essential for maintaining efficient bus and rail operations. Examples of vehicles now in need of replacement include (cost in 2002 dollars): vehicles for street supervision, at a cost of \$23,000 each; bucket vans at \$35,000 each; tractor loaders \$20,000 each; and stake body trucks at \$100,000 each.

FINANCIAL SUMMARY:

GRANTS			EXPENDITURES		OBLIGATIONS	
Funded		\$ 22,224,616	2002	\$ 11,821,005	\$ 11,821,005	
Pending	FY 2001	0	2003	8,130,408	8,130,408	
	FY 2002	11,821,005	2004	8,374,320	8,374,320	
	FY 2003	8,130,408	2005	8,625,337	8,625,337	
	FY 2004	8,374,320	2006	8,884,247	8,884,247	
	FY 2005	8,625,337	2007	0	0	
	FY 2006	8,884,247				
	Total	\$ 68,059,933		\$ 45,835,317	\$ 45,835,317	
FY 2002-2006	Program	\$ 45,835,317				

CHICAGO TRANSIT AUTHORITY FY 2002 - 2006 CAPITAL PROGRAM

PROJECT: 110.011 **CATEGORY:** SYSTEM-MISCELLANEOUS

PROJECT TITLE: Improve Systemwide Signage Program

DESCRIPTION/JUSTIFICATION:

Design and implement modern signage, on the bus and rail systems, that is clear and understandable to passengers. Develop a consistent visual image for the CTA with primary emphasis on system signage, but also including related graphic material, architectural themes and promotional efforts.

This funding will continue to provide for the fabrication and installation of new signage for the bus system, the rail system and facilities.

This comprehensive program, once implemented, will present a consistent visual image regarding signage, graphic material, architectural themes, and promotional activities through the CTA system. The primary emphasis will be on increasing the quality of signs to provide bus and rail transit information to passengers and to assist in the planning of transit trips.

FINANCIAL SUMMARY:

GRANTS			EXPENDITURES		OBLIGATIONS	
Funded		\$ 11,600,000	2002	\$ 0	\$ 0	
Pending	FY 2001	0	2003	3,000,000	3,000,000	
	FY 2002	0	2004	3,000,000	3,000,000	
	FY 2003	3,000,000	2005	3,000,000	3,000,000	
	FY 2004	3,000,000	2006	3,000,000	3,000,000	
	FY 2005	3,000,000	2007	0	0	
	FY 2006	3,000,000				
	Total	\$ 23,600,000		\$ 12,000,000	\$ 12,000,000	
FY 2002-2006	Program	\$ 12,000,000				

CHICAGO TRANSIT AUTHORITY FY 2002 - 2006 CAPITAL PROGRAM

PROJECT: 121.018 **CATEGORY:** RAIL-ELECTRIC/SIGNAL/COMMUNICATION

PROJECT TITLE: Replace/Upgrade Power Distribution and Signals

DESCRIPTION/JUSTIFICATION:

Replace and upgrade power distribution, substations and associated facilities, and signals systemwide.

FY 2002 funding will provide for construction of Yellow Line contact rail installation; replacement and modernization of the traction power distribution cable and associated components; and continued implementation of a workers ahead warning system. Future funding will be required for the following: construction of the State Street Subway power distribution; continued implementation of "worker ahead" warning system; replacement of Broadway, Franklin, State Street and other substations, and replacement of get-away-cable and associated equipment.

Replacement and upgrading of the signal and power distribution system must be accomplished in order to provide safe operation. The catenary support structures on the Yellow Line, constructed in the 1920's, will be replaced with 3rd rail power distribution. Replacing this power distribution system, will decrease the possibility of power shutdowns and service disruptions, and will eliminate slow zones. Substation facilities require replacement due to age and deterioration. Substation failure results in a substantial disruption in service. The block signal system in the Dearborn Subway and the Congress Branch is over 40 years old and maintenance is limited because of lack of spare parts. Implementation of the workers ahead warning system will provide signal indications to train operators of employees working in areas of track with restricted visibility.

FINANCIAL SUMMARY:

GRANTS		EXPENDITURES		OBLIGATIONS	
Funded	\$ 8,781,935	2002	\$ 18,768,242	\$	18,768,242
Pending					
FY 2001	0	2003	37,103,417		37,103,417
FY 2002	18,768,242	2004	36,966,327		36,966,327
FY 2003	37,103,417	2005	44,871,058		44,871,058
FY 2004	36,966,327	2006	0		0
FY 2005	44,871,058	2007	0		0
FY 2006	0				
Total	\$ 146,490,979		\$ 137,709,044	\$	137,709,044
FY 2002-2006	Program \$ 137,709,044				

CHICAGO TRANSIT AUTHORITY FY 2002 - 2006 CAPITAL PROGRAM

PROJECT: 132.055 **CATEGORY:** RAIL-ROLLING STOCK

PROJECT TITLE: Implement Test Cars for New Technology

DESCRIPTION/JUSTIFICATION:

To test new technology on up to eight modified 2400 series rapid transit cars.

In order for CTA to develop specifications for a new family of rail cars it is proposed that up to eight 2400 series cars be modified to accept new state-of-the-art subsystems. By using the modified 2400 series cars as a test bed for new technology, CTA will be able to assess the integrated performance of these subsystems and their subsequent use in future rail car purchases.

FINANCIAL SUMMARY:

GRANTS		EXPENDITURES		OBLIGATIONS	
Funded	\$ 0	2002	\$ 800,000	\$	5,000,000
Pending					
	FY 2001 0	2003	800,000		0
	FY 2002 5,000,000	2004	6,400,000		6,000,000
	FY 2003 0	2005	5,000,000		5,000,000
	FY 2004 6,000,000	2006	3,000,000		0
	FY 2005 5,000,000	2007	0		0
	FY 2006 0				
	<hr/> Total \$ 16,000,000		<hr/> \$ 16,000,000		<hr/> \$ 16,000,000
FY 2002-2006	Program \$ 16,000,000				

CHICAGO TRANSIT AUTHORITY FY 2002 - 2006 CAPITAL PROGRAM

PROJECT: 132.056 **CATEGORY:** RAIL-ROLLING STOCK

PROJECT TITLE: Replace Up To 610 Rail Cars (2200/2400 Series & Fleet Expansion)

DESCRIPTION/JUSTIFICATION:

Replace the 2200 and 2400 series rapid transit cars.

The replacement of the 2200 and 2400 Series rail car is necessary due to the age and deteriorated condition of these cars. The 2200 Series rail cars have been in service for over 30 years, which is well beyond their 25 year design life, and the 2400 Series have been in service over 24 years. The deteriorated condition of these vehicles is clearly evidenced in the form of increased service failures and longer repair downtime, which results in decreased availability for service. Replacement of these rail cars will provide the CTA with modern updated vehicles that will decrease maintenance and operating costs while enhancing rider comfort. The new cars will have sliding doors wide enough to accommodate wheelchairs. The number of cars to be purchased will be determined by a 2002 assessment of future rail car procurement, schedule and maintenance requirements.

FINANCIAL SUMMARY:

GRANTS		EXPENDITURES		OBLIGATIONS	
Funded	\$ 1,000,000	2002	\$ 8,000,000	\$ 35,469,300	
Pending	FY 2001 0	2003	12,250,000	40,131,300	
	FY 2002 35,469,300	2004	135,000,000	133,526,000	
	FY 2003 40,131,300	2005	216,000,000	177,000,000	
	FY 2004 133,526,000	2006	137,876,600	123,000,000	
	FY 2005 177,000,000	2007	0	0	
	FY 2006 123,000,000				
Total	\$ 510,126,600		\$ 509,126,600	\$ 509,126,600	
FY 2002-2006	Program \$ 509,126,600				

CHICAGO TRANSIT AUTHORITY FY 2002 - 2006 CAPITAL PROGRAM

PROJECT: 141.272 **CATEGORY:** RAIL-STATIONS & PASSENGER FACILITIES

PROJECT TITLE: Design Rail Stations

DESCRIPTION/JUSTIFICATION:

The scope of this project is to design the following rail stations: Pulaski, Racine, Oak Park on the Congress/Blue Line; Belmont on the O'Hare/Blue Line; and Dempster on the Evanston/Purple Line. These stations will be accessible when reconstruction is complete.

Initial funding will provide for station design. Post FY 2007 funding will be required to reconstruct the stations.

Belmont Station on the O'Hare Line was constructed in 1970 and has a weekday average ridership of 4,480 passengers. Oak Park, Racine, and Pulaski Stations on the Congress Blue Line were constructed between 1958 and 1961 with weekday average ridership levels of 1,280, 1,740, and 1,130 respectively. Dempster Station on the Evanston/Purple Line was constructed in 1919 with an average weekday ridership of 680 passengers. Due to these station's high usage and deteriorating structural condition, rehabilitation or replacement is required in order to maintain a safe and acceptable level of service. Upon completion, the stations will be fully ADA compliant.

FINANCIAL SUMMARY:

GRANTS			EXPENDITURES		OBLIGATIONS
Funded	\$	0	2002	\$	0
Pending			2003		
		0	2004	1,630,037	1,630,037
		0	2005	1,440,124	1,440,124
		1,630,037	2006	0	0
		1,440,124	2007	0	0
		0			
		0			
		0			
Total	\$	3,070,161		\$	3,070,161
FY 2002-2006			Program	\$	3,070,161

CHICAGO TRANSIT AUTHORITY FY 2002 - 2006 CAPITAL PROGRAM

PROJECT: 141.273 **CATEGORY:** RAIL-STATIONS & PASSENGER FACILITIES

PROJECT TITLE: Reconstruct Rail Stations

DESCRIPTION/JUSTIFICATION:

The scope of this project is to reconstruct Wilson, Lawrence, and Howard Stations on the Howard/Red Line including associated track work for Wilson Station and reconstruction of the bus terminal and parking at Howard Station. Also included in the project scope is reconstruction of Irving Park Station on the O'Hare/Blue Line and Main Station on the Evanston/Purple Line.

Funding will complete design efforts for Wilson and Lawrence Stations on the Howard/Red Line and initiate funding for design of Irving Park Station on the O'Hare/Blue Line and Main Station on the Evanston/Purple Line. Once design is completed, reconstruction efforts for these station, including Howard Station on the Red Line, will be completed within this five-year funding window.

Wilson Station was constructed in 1900 and serves 5,100 passengers on a daily basis. Lawrence and Howard Stations were constructed in the 1920's and have an average weekday ridership level of approximately 2,260 and 6,150 passengers respectively. Main Street Station was constructed in 1919 and has a weekday average ridership of approximately 1,190 passengers. Due to the age, usage, and structural condition of these stations, replacement is required in order to maintain a safe and acceptable level of service. Upon completion, the stations will be fully ADA compliant.

FINANCIAL SUMMARY:

GRANTS		EXPENDITURES		OBLIGATIONS	
Funded	\$ 9,126,209	2002	\$ 983,454	\$ 983,454	
Pending					
	FY 2001 0	2003	12,755,423		12,755,423
	FY 2002 983,454	2004	20,000,000		39,889,262
	FY 2003 14,337,983	2005	15,000,000		0
	FY 2004 38,306,702	2006	20,000,000		83,683,759
	FY 2005 0	2007	68,573,021		0
	FY 2006 83,683,759				
Total	\$ 146,438,107		\$ 137,311,898	\$ 137,311,898	
FY 2002-2006	Program \$ 137,311,898				

CHICAGO TRANSIT AUTHORITY FY 2002 - 2006 CAPITAL PROGRAM

PROJECT: 171.036

CATEGORY: RAIL-TRACK & STRUCTURE

PROJECT TITLE: Renew Structure

DESCRIPTION/JUSTIFICATION:

Renew structure.

Prior funding provided for rebuilding of deteriorated column tops, renewal of corroded top and bottom track stringer flange angles, replacement of cross girder flange angles, thru-girder stringers, deteriorated ties and fasteners, and bent and worn rail on the Logan Square Connector between the Dearborn and Kimball subway portals and in the South Loop from Harrison to 18th Street. FY 2002 funding will provide for protective coating, as the final phase of the structure renewal program, on the Logan Square Connector. FY 2004 will provide for the remaining structural rehabilitation of the South Loop.

The components to be replaced are part of the original structure built in 1891 - 1896. The structure has settled at numerous locations resulting in poor profile of the elevated track. These components must be replaced in order to maintain safe and reliable service and eliminate the slow zones that are in place as a result of the structural condition.

FINANCIAL SUMMARY:

GRANTS		EXPENDITURES	OBLIGATIONS
Funded	\$ 65,645,305	2002 \$ 1,400,000	\$ 1,400,000
Pending	FY 2001 0	2003 0	0
	FY 2002 1,400,000	2004 3,000,000	5,304,500
	FY 2003 0	2005 2,000,000	0
	FY 2004 5,304,500	2006 304,500	0
	FY 2005 0	2007 0	0
	FY 2006 0		
	<u>Total \$ 72,349,805</u>	<u>\$ 6,704,500</u>	<u>\$ 6,704,500</u>
FY 2002-2006 Program	\$ 6,704,500		

CHICAGO TRANSIT AUTHORITY FY 2002 - 2006 CAPITAL PROGRAM

PROJECT: 171.133 **CATEGORY:** RAIL-TRACK & STRUCTURE

PROJECT TITLE: Repair Track and Structure Defects (TC)

DESCRIPTION/JUSTIFICATION:

Correct deficiencies in CTA's extensive track system and structures through systematic inspection, and rehabilitation or replacement of substandard structural elements.

Defective track and structure must be repaired in order to maintain safe and reliable service. As elements are identified, requiring immediate repair or replacement, field forces are dispatched to the site to repair or replace the component to eliminate the need to impose slow zones.

FINANCIAL SUMMARY:

GRANTS			EXPENDITURES		OBLIGATIONS		
Funded	\$	0	2002	\$	5,400,804	\$	5,400,804
Pending	FY 2001	0	2003		5,400,804		5,400,804
	FY 2002	5,400,804	2004		5,400,804		5,400,804
	FY 2003	5,400,804	2005		5,400,804		5,400,804
	FY 2004	5,400,804	2006		5,400,804		5,400,804
	FY 2005	5,400,804	2007		0		0
	FY 2006	5,400,804					
	Total	\$ 27,004,020		\$	27,004,020	\$	27,004,020
FY 2002-2006	Program	\$ 27,004,020					

CHICAGO TRANSIT AUTHORITY FY 2002 - 2006 CAPITAL PROGRAM

PROJECT: 171.217 **CATEGORY:** RAIL-TRACK & STRUCTURE

PROJECT TITLE: Replace Flange Angles

DESCRIPTION/JUSTIFICATION:

Repair and replacement of flange angles and supporting materials on the North Main Line and Ravenswood sections of elevated track, which were installed in the late 1800's and are significantly deteriorated and in urgent need of replacement.

This multi-year program will eliminate slow zones and preserve service quality. The work on both sections of track will be coordinated with the Ravenswood New Start project in order to minimize construction slow zones.

Flange angle deterioration (rusting of the top and/or bottom flange angles) and the subsequent loss of structure profile, causes misaligned rail and results in the imposition of slow zones until the structure is repaired and the track is realigned.

FINANCIAL SUMMARY:

GRANTS			EXPENDITURES		OBLIGATIONS
Funded	\$	15,216,762	2002	\$ 9,812,344	\$ 10,448,100
Pending	FY 2001	0	2003	8,328,574	9,834,543
	FY 2002	10,448,100	2004	11,548,736	10,129,579
	FY 2003	9,834,543	2005	4,099,009	3,376,441
	FY 2004	10,129,579	2006	0	0
	FY 2005	3,376,441	2007	0	0
	FY 2006	0			
	Total	<u>\$ 49,005,425</u>		<u>\$ 33,788,663</u>	<u>\$ 33,788,663</u>
FY 2002-2006	Program	\$ 33,788,663			

CHICAGO TRANSIT AUTHORITY FY 2002 - 2006 CAPITAL PROGRAM

PROJECT: 173.022 **CATEGORY:** RAIL-TRACK & STRUCTURE

PROJECT TITLE: Rehabilitate Viaducts and Retaining Walls - Purple Line

DESCRIPTION/JUSTIFICATION:

Rehabilitate viaducts and retaining walls including concrete deck repairs, pier replacement, abutment and wall reinforcement on the Evanston Line between Mulford Avenue (300N) and Isabella Avenue (2800N).

FY 2002 funding will provide for the reconstruction of the Main Street viaduct. Outyear funding will provide for reconstruction of other viaducts on the Evanston, Purple Line.

The concrete viaduct bridges and retaining walls were built in the early 1920's and the annual freeze-thaw cycles have deteriorated the concrete to the point where many of the spans are on temporary shoring and slow zones have resulted. After each freeze-thaw cycle, inspections uncover additional deterioration to the concrete structures. Several viaducts have required temporary shoring which impedes street traffic.

FINANCIAL SUMMARY:

GRANTS		EXPENDITURES		OBLIGATIONS	
Funded	\$ 800,000	2002	\$ 2,015,747	\$ 6,719,155	
Pending		2003	4,703,408	0	
	FY 2001 0	2004	5,627,544	5,627,544	
	FY 2002 6,719,155	2005	11,880,764	11,880,764	
	FY 2003 0	2006	8,290,790	8,290,790	
	FY 2004 5,627,544	2007	0	0	
	FY 2005 11,880,764				
	FY 2006 8,290,790				
	Total \$ 33,318,253		\$ 32,518,253	\$ 32,518,253	
FY 2002-2006	Program \$ 32,518,253				

CHICAGO TRANSIT AUTHORITY FY 2002 - 2006 CAPITAL PROGRAM

PROJECT: 181.045 **CATEGORY:** RAIL-TRACK & STRUCTURE

PROJECT TITLE: Upgrade Track - Addison to O'Hare - O'Hare

DESCRIPTION/JUSTIFICATION:

Increase speed on the O'Hare Blue Line by replacing and upgrading track components.

Prior funding provided for the renewal of special trackwork, running rail, fasteners, ties and related components at selected locations south of Jefferson Park. FY 2002 funding will provide for the design of widespread improvements intended to increase running speed on the segment. Subsequent funding will purchase and install renewed rail and other track components.

Some of the existing track components have been in service 30 years and are in need of replacement. The renewal is necessary to maintain safe and efficient transit service for the public. Additionally, renewal of deteriorating trackwork will increase train speed by preempting possible slow zones on this stretch of the O'Hare Blue Line.

FINANCIAL SUMMARY:

GRANTS			EXPENDITURES		OBLIGATIONS	
Funded		\$ 1,002,751	2002	\$ 2,000,000	\$ 2,000,000	
Pending	FY 2001	0	2003	8,963,820	8,963,820	
	FY 2002	2,000,000	2004	8,963,820	8,963,820	
	FY 2003	8,963,820	2005	8,963,820	8,963,820	
	FY 2004	8,963,820	2006	0	0	
	FY 2005	8,963,820	2007	0	0	
	FY 2006	0				
	Total	\$ 29,894,211		\$ 28,891,460	\$ 28,891,460	
FY 2002-2006	Program	\$ 28,891,460				

CHICAGO TRANSIT AUTHORITY FY 2002 - 2006 CAPITAL PROGRAM

PROJECT: 181.046 **CATEGORY:** RAIL-TRACK & STRUCTURE

PROJECT TITLE: Replace Ties

DESCRIPTION/JUSTIFICATION:

Systematically replace ties and fasteners on the North Main Line and Ravenswood, which have deteriorated to a point where they can no longer provide adequate rail connection and gauge. Future (post-2006) funds will replace ties and fasteners in the State Street Subway.

This multi-year program to replace ties and fasteners on the North Main Line, Ravenswood and the State Subway will preempt the need to impose slow zones due to the deteriorating condition of the ties. Work will be coordinated with the Ravenswood New Start project where efforts coincide, to minimize construction slow zones.

FINANCIAL SUMMARY:

GRANTS			EXPENDITURES		OBLIGATIONS	
Funded		\$ 11,455,109	2002	\$ 8,494,931	\$ 8,494,931	
Pending	FY 2001	0	2003	8,427,422	8,427,422	
	FY 2002	8,494,931	2004	8,072,767	8,072,767	
	FY 2003	8,427,422	2005	0	0	
	FY 2004	8,072,767	2006	0	0	
	FY 2005	0	2007	0	0	
	FY 2006	0				
	Total	<hr/> \$ 36,450,229		<hr/> \$ 24,995,120	<hr/> \$ 24,995,120	
FY 2002-2006	Program	\$ 24,995,120				

CHICAGO TRANSIT AUTHORITY FY 2002 - 2006 CAPITAL PROGRAM

PROJECT: 181.047 **CATEGORY:** RAIL-TRACK & STRUCTURE

PROJECT TITLE: Renew R.O.W. and Footwalk - Systemwide

DESCRIPTION/JUSTIFICATION:

Renew rail, track, structure, and related elements at locations to be determined by inspection. Deteriorated wooden footwalks on the elevated structure will also be replaced as part of this program.

FY 2002 funding will provide for continued renewal and replacement of right-of-way components, and replacement of wooden footwalks with fiberglass.

Track, power distribution, signal and communications systems with defects need to be repaired. Many of the right-of-way components have reached the end of their useful service life and require renewal in order to maintain a safe and acceptable level of service. Slow zones must be imposed where sections of track, power, or signal do not meet operating standards; prompt renewal will preempt the need to impose these slow zones. The improvements will ensure continued quality rail operations by reducing schedule delays. In addition, this multi-year program will replace all remaining wooden footwalks with fiberglass. Footwalks are used for right-of-way access by maintenance personnel and as an emergency walkway for passengers.

FINANCIAL SUMMARY:

GRANTS		EXPENDITURES	OBLIGATIONS
Funded	\$ 14,257,976	2002	\$ 3,361,353 \$ 3,361,353
Pending	FY 2001 0	2003	3,462,194 3,462,194
	FY 2002 3,361,353	2004	3,566,059 3,566,059
	FY 2003 3,462,194	2005	3,672,950 3,672,950
	FY 2004 3,566,059	2006	3,783,203 3,783,203
	FY 2005 3,672,950	2007	0 0
	FY 2006 3,783,203		
	Total \$ 32,103,735		\$ 17,845,759 \$ 17,845,759
FY 2002-2006	Program \$ 17,845,759		

CHICAGO TRANSIT AUTHORITY FY 2002 - 2006 CAPITAL PROGRAM

PROJECT: 190.033 **CATEGORY:** SYSTEM-MISCELLANEOUS

PROJECT TITLE: Implement Quality Assurance Program

DESCRIPTION/JUSTIFICATION:

Continue to implement the Quality Assurance Program for capital program management functions in accordance with federal regulations.

FY 2002 and subsequent funding provides for ongoing implementation of the Quality Assurance Program.

The Quality Assurance Program ensures that the Chicago Transit Authority's Capital Program adheres to quality standards, in accordance with federal regulations, and best practices in the construction industry.

FINANCIAL SUMMARY:

GRANTS		EXPENDITURES		OBLIGATIONS			
Funded	\$	2,927,488	2002	\$	370,156	\$	370,156
Pending	FY 2001	0	2003		381,261		381,261
	FY 2002	370,156	2004		392,699		392,699
	FY 2003	381,261	2005		404,470		404,470
	FY 2004	392,699	2006		416,611		416,611
	FY 2005	404,470	2007		0		0
	FY 2006	416,611					
	Total	\$	4,892,685	\$	1,965,197	\$	1,965,197
FY 2002-2006	Program	\$	1,965,197				

CHICAGO TRANSIT AUTHORITY FY 2002 - 2006 CAPITAL PROGRAM

PROJECT: 190.037

CATEGORY: SYSTEM-MISCELLANEOUS

PROJECT TITLE: Land Acquisition

DESCRIPTION/JUSTIFICATION:

Acquire land for future CTA needs.

FY 2002 funding will provide for acquisition of various parcels throughout the service area.

The Authority has deteriorating bus garages which must be replaced. These garages may require relocation to a more effective site. Having no land in our possession delays improvement or replacement of these facilities. This funding will provide for the purchase of land at various locations for bus garage improvement/replacement and for other needs.

FINANCIAL SUMMARY:

GRANTS			EXPENDITURES		OBLIGATIONS
Funded	\$	0	2002	\$ 4,000,000	\$ 10,000,000
Pending	FY 2001	0	2003	6,000,000	5,000,000
	FY 2002	10,000,000	2004	2,000,000	5,000,000
	FY 2003	5,000,000	2005	3,000,000	0
	FY 2004	5,000,000	2006	5,000,000	0
	FY 2005	0	2007	0	0
	FY 2006	0			
	Total	\$ 20,000,000		\$ 20,000,000	\$ 20,000,000
FY 2002-2006	Program	\$ 20,000,000			

CHICAGO TRANSIT AUTHORITY FY 2002 - 2006 CAPITAL PROGRAM

PROJECT: 193.810 **CATEGORY:** SYSTEM-MISCELLANEOUS

PROJECT TITLE: Miscellaneous & Unanticipated Capital

DESCRIPTION/JUSTIFICATION:

This project will fund capital investment needs which arise from time to time and must be addressed in order to maintain efficient service.

These funds permit CTA to respond to capital needs which were not anticipated in advance, but must be addressed in a timely fashion.

FINANCIAL SUMMARY:

GRANTS			EXPENDITURES		OBLIGATIONS	
Funded		\$ 5,652,124	2002	\$ 2,000,000	\$ 2,000,000	
Pending	FY 2001	0	2003	2,000,000	2,000,000	
	FY 2002	2,000,000	2004	2,000,000	2,000,000	
	FY 2003	2,000,000	2005	2,000,000	2,000,000	
	FY 2004	2,000,000	2006	2,000,000	2,000,000	
	FY 2005	2,000,000	2007	0	0	
	FY 2006	2,000,000				
	Total	<u>\$ 15,652,124</u>		<u>\$ 10,000,000</u>	<u>\$ 10,000,000</u>	
FY 2002-2006	Program	\$ 10,000,000				

CHICAGO TRANSIT AUTHORITY FY 2002 - 2006 CAPITAL PROGRAM

PROJECT: 194.115 **CATEGORY:** RAIL-ACQUISITIONS & EXTENSIONS

PROJECT TITLE: CTA Ravenswood Line

DESCRIPTION/JUSTIFICATION:

Expand the passenger capacity of the Ravenswood Line from Kimball Terminal to Tower 18 in the Loop.

FY 2002 funding will provide for partial design and construction. Future funding will be required to complete construction.

The elevated portion of the Ravenswood route was constructed between 1893 and 1910 from Belmont to Campbell, and extended at grade to its present terminal in the 1910's. It includes 19 stations, and serves approximately 90,000 riders each weekday. Ridership has grown for twenty years at a compounded annual rate of 1.7%, and rush hour trains are crush-loaded. The Line's market area continues to redevelop, and potential riders are being discouraged from using the Ravenswood Line due to crowded conditions. Several CTA lines operate eight-car trains, but the Ravenswood Line is limited to six-car trains due to station platform length. Lengthening all platforms to accommodate eight-car trains, and selected track, signal and yard improvements will substantially increase capacity of the Line.

FINANCIAL SUMMARY:

GRANTS			EXPENDITURES		OBLIGATIONS
Funded		\$ 23,105,340	2002	\$ 13,062,247	\$ 24,050,156
Pending	FY 2001	0	2003	26,124,494	27,983,616
	FY 2002	24,050,156	2004	65,311,237	75,256,446
	FY 2003	27,983,616	2005	65,311,237	56,600,702
	FY 2004	75,256,446	2006	91,435,734	77,354,029
	FY 2005	56,600,702	2007	0	0
	FY 2006	77,354,029			
	Total	\$ 284,350,289		\$ 261,244,949	\$ 261,244,949
FY 2002-2006	Program	\$ 261,244,949			

CHICAGO TRANSIT AUTHORITY FY 2002 - 2006 CAPITAL PROGRAM

PROJECT: 194.117 **CATEGORY:** RAIL-ACQUISITIONS & EXTENSIONS

PROJECT TITLE: Rehabilitate CTA Douglas Branch New Start (Federal)

DESCRIPTION/JUSTIFICATION:

Provide for the reconstruction of the Douglas Branch from 54th/Cermak in Cicero through the incline connection to the Congress Branch.

FY 2002 funding will provide for a portion of the construction funding required to reconstruct the line. Future funding will provide for the remaining reconstruction efforts.

The Engineering Condition Assessment indicates the presence of an improper structure profile on the elevated structure which has led to the identification of a permanent slow zone from 18th to Polk Street. Modest structure renewal has kept the line open, but major work on the terminal, rail stations, signal and communications, structure and foundations is needed to keep the line open and restore the normal operating speed on the line. Recent accelerated deterioration of foundations have led to an increase in maintenance costs and amount of slow orders on this line. Rehabilitation of the Douglas Branch of the Blue Line will be accomplished in three phases. Phase I will replace the existing iron structure with concrete bents and cross girders. Stations will be reconstructed as the track structure is being built. Six stations will be replaced in coordination with bent replacement. Phase II of the project involves rehabilitating the existing structure, track, and construction of column bases and foundations on the north section of the elevated structure from Loomis Incline to Wood Street. Phase III consists of improvements to the ballasted section of the Douglas Branch from Kildare to 54th Avenue.

FINANCIAL SUMMARY:

GRANTS		EXPENDITURES		OBLIGATIONS	
Funded	\$ 112,313,381	2002	\$ 35,000,000	\$	35,000,000
Pending					
	FY 2001 0	2003	55,000,000		55,000,000
	FY 2002 35,000,000	2004	85,000,000		85,000,000
	FY 2003 55,000,000	2005	85,000,000		85,000,000
	FY 2004 85,000,000	2006	40,320,353		40,320,353
	FY 2005 85,000,000	2007	0		0
	FY 2006 40,320,353				
	Total \$ 412,633,734		\$ 300,320,353	\$	300,320,353
FY 2002-2006	Program \$ 300,320,353				

CHICAGO TRANSIT AUTHORITY FY 2002 - 2006 CAPITAL PROGRAM

PROJECT: 194.138 **CATEGORY:** RAIL-ACQUISITIONS & EXTENSIONS

PROJECT TITLE: Rehab Clark Junction (Southport to Armitage - Track & Signal)

DESCRIPTION/JUSTIFICATION:

The total scope for the Clark Junction project will provide for the design and construction of all special trackwork and signals required for rail rapid transit operations between Addison and Armitage stations on the Red and Brown Lines. This includes two new crossovers between Southport and the Red Line/Brown Line junction.

FY 2002 funding will provide for installation of special trackwork materials, and initiate purchase and installation of the signal materials specified as a result of the signal system design. Future funding will provide the remaining funds for the installation of signal work.

The existing Clark Junction is in a deteriorated condition due to heavy daily usage. In addition, its current configuration is incapable of addressing the trackwork sequencing that will be required for phased station construction at Belmont and Fullerton stations as part of the planned Ravenswood New-Start project. Waiting for new start funding to be available before reconstructing Clark Junction would mean that as much as one year of the New-Start schedule would be spent constructing the required special trackwork before station construction could begin. This would jeopardize the CTA's ability to meet the Federal mandate for ADA accessibility at Fullerton station. Providing funding in the amount specified above will retain the CTA's ability to complete the mandated construction before the 2008 Federal deadline.

FINANCIAL SUMMARY:

GRANTS			EXPENDITURES		OBLIGATIONS	
Funded		\$ 8,400,000	2002	\$ 41,800,000	\$	41,800,000
Pending	FY 2001	0	2003	0		0
	FY 2002	41,800,000	2004	0		0
	FY 2003	0	2005	0		0
	FY 2004	0	2006	0		0
	FY 2005	0	2007	0		0
	FY 2006	0				
	Total	\$ 50,200,000		\$ 41,800,000	\$	41,800,000
FY 2002-2006	Program	\$ 41,800,000				

CHICAGO TRANSIT AUTHORITY FY 2002 - 2006 CAPITAL PROGRAM

PROJECT: 194.139 **CATEGORY:** RAIL-ACQUISITIONS & EXTENSIONS

PROJECT TITLE: Rehabilitate Dan Ryan Branch - Red Line

DESCRIPTION/JUSTIFICATION:

Rconstruct Dan Ryan Branch of the Red Line from 22nd Street/Cermak Station south to 95th Street Station. Also included in the project scope is reconstruction of the 95th Street bus bridge and turnaround and replacement of special trackwork, contact rail, and signal systems.

Initial funding will provide for a portion of the design cost effort. FY 2002 funding will provide for the balance of design costs and for a portion of the reconstruction efforts. FY 2003 will provide for the remaining reconstruction efforts.

The Dan Ryan Branch of the Red Line began operation in 1969 with approximately forty percent of all CTA rail boarding occurring at Red Line Stations. The 95th Street Station has a weekday ridership level of approximately 23,300 and is the most heavily used station on the system. The Dan Ryan Branch has not had any major rehabilitation work accomplished since it was built more that thirty years ago. Also, in order to avoid crippling service impacts, reconstruction of the Dan Ryan Branch is being scheduled for completion prior to work beginning on the Ravenswood Line and the Howard Branch. The Illinois Department of Transportation is also planning to reconstruct the Dan Ryan Expressway 2003 - 2005 which presents a unique opportunity for construction staging and access.

FINANCIAL SUMMARY:

GRANTS				EXPENDITURES		OBLIGATIONS	
Funded		\$ 9,380,000	2002	\$ 78,147,165	\$ 78,147,165		
Pending	FY 2001	0	2003	145,021,986	145,021,986		
	FY 2002	78,147,165	2004	0	0		
	FY 2003	145,021,986	2005	0	0		
	FY 2004	0	2006	0	0		
	FY 2005	0	2007	0	0		
	FY 2006	0					
	<hr/>						
	Total	\$ 232,549,151		\$ 223,169,151	\$ 223,169,151		
FY 2002-2006	Program	\$ 223,169,151					

CHICAGO TRANSIT AUTHORITY FY 2002 - 2006 CAPITAL PROGRAM

PROJECT: 194.817 **CATEGORY:** RAIL-ACQUISITIONS & EXTENSIONS

PROJECT TITLE: Rehab CTA Douglas Branch - Debt Service

DESCRIPTION/JUSTIFICATION:

Provide for the interest costs for construction funding.

Private financing will be utilized in order to complete the Douglas Branch reconstruction in a timely manner, to minimize community and passenger disruptions, and lower the associated construction costs. The CTA has developed a three-year construction schedule. The Federal Transit Administration has indicated that the New Start funding for construction will not all be available within the three-year time frame. This will require the CTA to borrow funds to pay contractors until the CTA is reimbursed by the Federal Transit Administration.

FINANCIAL SUMMARY:

GRANTS			EXPENDITURES		OBLIGATIONS	
Funded		\$ 10,500,000	2002	\$ 0	\$ 0	
Pending	FY 2001	0	2003	12,500,000	12,500,000	
	FY 2002	0	2004	12,500,000	12,500,000	
	FY 2003	12,500,000	2005	12,500,000	12,500,000	
	FY 2004	12,500,000	2006	14,500,000	14,500,000	
	FY 2005	12,500,000	2007	0	0	
	FY 2006	14,500,000				
	Total	\$ 62,500,000		\$ 52,000,000	\$ 52,000,000	
FY 2002-2006	Program	\$ 52,000,000				

CHICAGO TRANSIT AUTHORITY FY 2002 - 2006 CAPITAL PROGRAM

PROJECT: 194.818 **CATEGORY:** RAIL-ACQUISITIONS & EXTENSIONS

PROJECT TITLE: CTA Ravenswood Debt Service

DESCRIPTION/JUSTIFICATION:

Provide for the interest costs for construction funding.

Private financing will be utilized in order to complete the Ravenswood Branch reconstruction in a timely manner, to minimize community and passenger disruptions, and lower the associated construction costs. The CTA has developed a multi-year construction schedule. Based on the Douglas Branch experience, New Start funding for construction will not all be available at sufficient levels to maintain the current construction schedule. This will require the CTA to borrow funds to pay contractors until the CTA is reimbursed by the Federal Transit Administration.

FINANCIAL SUMMARY:

GRANTS			EXPENDITURES		OBLIGATIONS
Funded	\$	0	2002	\$ 6,000,000	\$ 6,000,000
Pending					
	FY 2001	0	2003	6,000,000	6,000,000
	FY 2002	6,000,000	2004	6,000,000	6,000,000
	FY 2003	6,000,000	2005	6,000,000	6,000,000
	FY 2004	6,000,000	2006	6,000,000	6,000,000
	FY 2005	6,000,000	2007	0	0
	FY 2006	6,000,000			
	Total	\$ 30,000,000		\$ 30,000,000	\$ 30,000,000
FY 2002-2006	Program	\$ 30,000,000			

CHICAGO TRANSIT AUTHORITY FY 2002 - 2006 CAPITAL PROGRAM

PROJECT: 202.205

CATEGORY: SYSTEM-MISCELLANEOUS

PROJECT TITLE: Program Management

DESCRIPTION/JUSTIFICATION:

Professional services to manage implementation of the CTA's Capital Improvement Program.

Due to the large influx of funding provided by the Governor's Illinois FIRST and federal New Start Programs, CTA has identified the need for additional resources to monitor and implement capital projects.

FINANCIAL SUMMARY:

GRANTS		2002	EXPENDITURES		2003	OBLIGATIONS	
Funded	\$	4,000,000		\$	4,000,000	\$	4,000,000
Pending	FY 2001	0			4,000,000		4,000,000
	FY 2002	4,000,000			4,000,000		4,000,000
	FY 2003	4,000,000			0		0
	FY 2004	4,000,000			0		0
	FY 2005	0			0		0
	FY 2006	0			0		0
	Total	\$ 16,000,000		\$	12,000,000	\$	12,000,000
FY 2002-2006	Program	\$ 12,000,000					

CHICAGO TRANSIT AUTHORITY FY 2002 - 2006 CAPITAL PROGRAM

PROJECT: 202.218 **CATEGORY:** SYSTEM-MISCELLANEOUS

PROJECT TITLE: Expand Transit Options

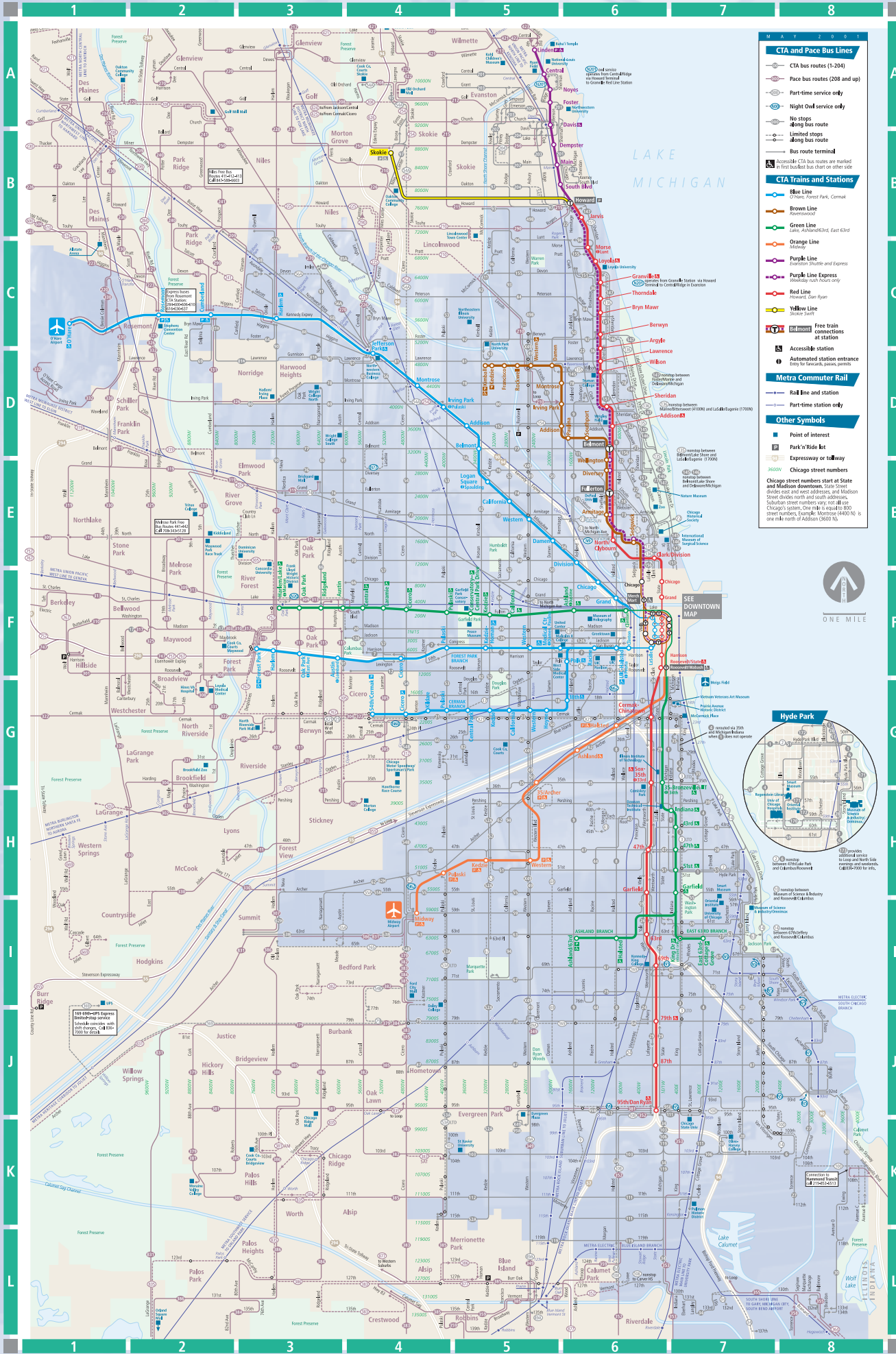
DESCRIPTION/JUSTIFICATION:

Expand transit options by conducting studies such as determining the feasibility of instituting express train service to Midway and O'Hare Airports.

This project seeks to explore and evaluate the feasibility of various transit options such as express service to Midway and O'Hare Airports. This express service would enhance bus/rail interface and improved access to airports.

FINANCIAL SUMMARY:

GRANTS			EXPENDITURES		OBLIGATIONS		
Funded	\$	0	2002	\$	2,000,000	\$	3,000,000
Pending	FY 2001	0	2003		1,000,000		0
	FY 2002	3,000,000	2004		0		0
	FY 2003	0	2005		0		0
	FY 2004	0	2006		0		0
	FY 2005	0	2007		0		0
	FY 2006	0					
	Total	\$ 3,000,000			\$ 3,000,000		\$ 3,000,000
FY 2002-2006	Program	\$ 3,000,000					



M A Y 2 0 0 1

CTA and Pace Bus Lines

- CTA bus routes (1-204)
- Pace bus routes (208 and up)
- Part-time service only
- Night Owl service only
- No stops along bus route
- Limited stops along bus route
- Bus route terminal
- Accessible CTA bus routes are marked in first busstop bus chart on other side

CTA Trains and Stations

- Blue Line
Cermak, Forest Park, Comed
- Brown Line
Roosewood
- Green Line
Lafayette, East 63rd
- Orange Line
Midway
- Purple Line
Loyola, UIC
- Purple Line Express
Midway, UIC, Roosevelt only
- Red Line
Howard, Dan Ryan
- Yellow Line
Sticker, South
- Free train connections at station
- Accessible station
Entry for farecards, passes, prints
- Automated station entrance
Entry for farecards, passes, prints

Metra Commuter Rail

- Rail line and station
- Part-time station only

Other Symbols

- Point of interest
- Park/Ride lot
- Expressway or tollway
- Chicago street numbers

Chicago street numbers start at State and Madison downtowns. State Street divides east and west addresses, and Madison Street divides north and south addresses. Suburban street numbers vary, not all use Chicago's system. One mile is equal to 800 street numbers. Example: Morton 6400 N, is one mile north of Addison 5600 N.



Hyde Park
Detailed inset map showing street names and transit lines in the Hyde Park neighborhood.

Legend for inset map:
 Accessible station
 Automated station entrance
 Point of interest
 Park/Ride lot
 Expressway or tollway
 Chicago street numbers

Chicago street numbers start at State and Madison downtowns. State Street divides east and west addresses, and Madison Street divides north and south addresses. Suburban street numbers vary, not all use Chicago's system. One mile is equal to 800 street numbers. Example: Morton 6400 N, is one mile north of Addison 5600 N.



cta

take it.

www.transitchicago.com