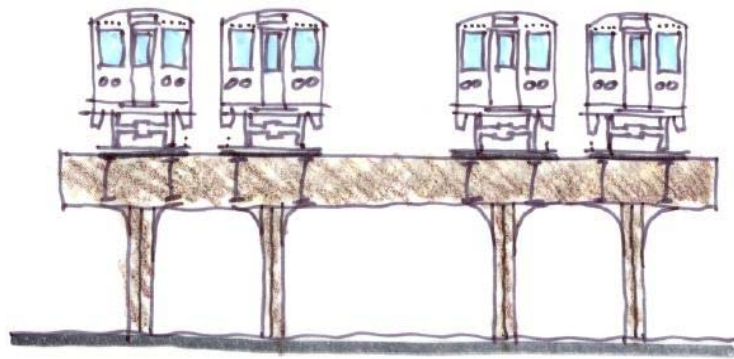


Infrastructure Descriptions

The existing North Red and Purple Line alignments included in this study extend from just north of Belmont Station to Linden Terminal. The construction method varies along the length of the line. Between Belmont Avenue and Lawrence Avenue, the North Red Line is currently on open-deck, elevated, steel structure constructed in the early 1900s. Between Lawrence Avenue and Isabella Street, the North Red and Purple Lines are built on ballasted track on retained/sloped embankment constructed between 1910 and 1930. Between Isabella Street and the Linden Terminal, the ballasted tracks are at-grade. The following descriptions further explain the different types of infrastructure for the existing Red and Purple Lines.


North Red Line: Belmont to Lawrence (open deck elevated steel structure)

This section of the North Red Line consists of four open deck tracks constructed on an elevated steel structure. There are two stations with single, center island platforms: Addison and Wilson; Sheridan station has double island platforms. Each platform can accommodate eight car trains.



North Red Line: Lawrence to Howard (ballasted track on retained embankment)

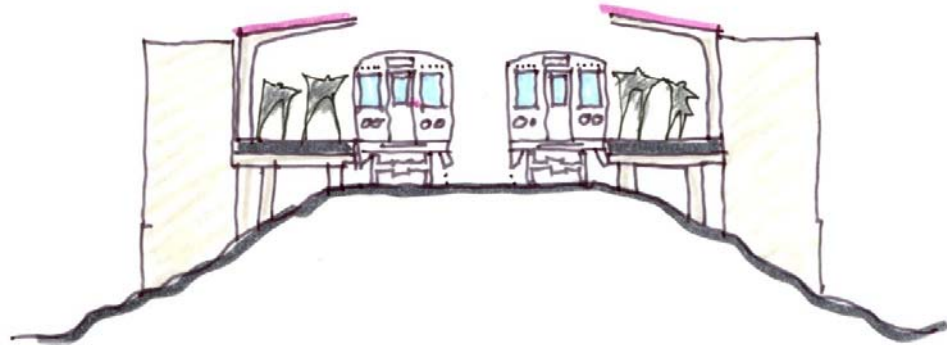
The North Red Line continues north as four ballasted tracks constructed on retained fill embankment with concrete and steel viaducts at cross streets and stations. There are nine stations with single, center-island platforms: Lawrence, Argyle, Berwyn, Bryn Mawr, Thorndale, Granville, Loyola, Morse, and Jarvis; Howard Street Station has double island platforms. Each platform can accommodate eight car trains.



Purple Line: Howard to Isabella Street (ballasted track on sloped/retained embankment)

This section of the Purple Line consists of two elevated ballasted tracks constructed on retained or sloped embankment with concrete and steel viaduct structures at cross streets and stations.

There are four stations with center island platforms: South Boulevard, Foster, Noyes and Central; three stations have side platforms: Main, Dempster and Davis. Each platform can accommodate six car trains.



Purple Line: Isabella Street to Linden Terminal (ballasted track at-grade)

North of Central Station, the Purple Line consists of two ballasted tracks constructed at-grade. There is one center island, six car length platform at Linden Terminal.

