








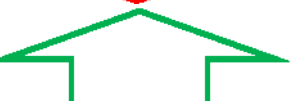






SYSTEM GENERATED
REVENUES
JULY 2015



JULY REVENUES: VARIANCE TO BUDGET

Dollars in Millions















	<u>Actual JULY 2015</u>	<u>Variance to Budget</u>	<u>Variance to JULY 2014</u>
Farebox	\$35.6M		
Passes	\$18.9M		
Fare and Pass Total	\$54.5M		
Reduced Fare Subsidy	\$1.2M		
Non-Farebox	\$5.1M		
Revenue Total	\$60.8M		
Average Fare <i>(Dollars)</i>	\$1.22		
Free Rides	6.6M		

Free Rides is 0.01M less than JULY 2014



YEAR TO DATE REVENUES: VARIANCE TO BUDGET

Dollars in Millions

	<u>Actual JULY YTD</u>	<u>Variance to Budget YTD</u>	<u>Variance to 2014 YTD</u>
Farebox	\$211.4M		
Passes	\$127.2M		
Fare and Pass Total	\$338.6M		
Reduced Fare Subsidy	\$7.2M		
Non-Farebox	\$37.6M		
Revenue Total	\$383.4M		
Average Fare (<i>Dollars</i>)	\$1.13		
Free Rides	41.7M		

Free Rides is 2.1M less than JULY 2014 YTD



EXPENSES

JULY 2015

JULY EXPENSES: VARIANCE TO BUDGET

Dollars in Thousands

Category	Actual JULY 2015	Favorable/ (Unfavorable) Variance to Budget
Labor	84,539	1,275
Material	7,488	(1,635)
Fuel	4,284	633
Power	2,319	195
Provision Injuries & Damages	-	-
Purchase of Security Services	1,200	2
Other Expenses	18,383	1,693
Total Operating Expenses	118,214	2,163

Other expenses consist of: Utilities, Advertising & Promotions, Travel & Meetings, Contractual Services, Leases & Rentals, Pension Obligation Bond, and General Expenses.



YEAR TO DATE EXPENSES: VARIANCE TO BUDGET

Dollars in Thousands

Category	Actual YTD 2015	Favorable/ (Unfavorable) YTD Variance to Budget
Labor	572,684	9,949
Material	48,718	(6,652)
Fuel	29,791	2,557
Power	17,176	807
Provision Injuries & Damages	-	-
Purchase of Security Services	8,330	85
Other Expenses	156,933	740
Total Operating Expenses	833,632	7,487

Other expenses consist of: Utilities, Advertising & Promotions, Travel & Meetings, Contractual Services, Leases & Rentals, Pension Obligation Bond, and General Expenses.





FUEL

- Positive MTD Variance \$633K
- Positive YTD Variance 2.5M
- Forward purchase of 90% of projected volume with fixed pricing for 2015



POWER

- Positive MTD Variance 195K
- Positive YTD variance \$807K
- Forward purchase of 80% of projected volume with fixed pricing



NATURAL GAS

- Positive MTD Variance 5K
- Positive YTD variance 123K
- Forward purchase of 80% of projected volume with fixed pricing